

New 499 Filer ID Basics



Overview for Service Providers

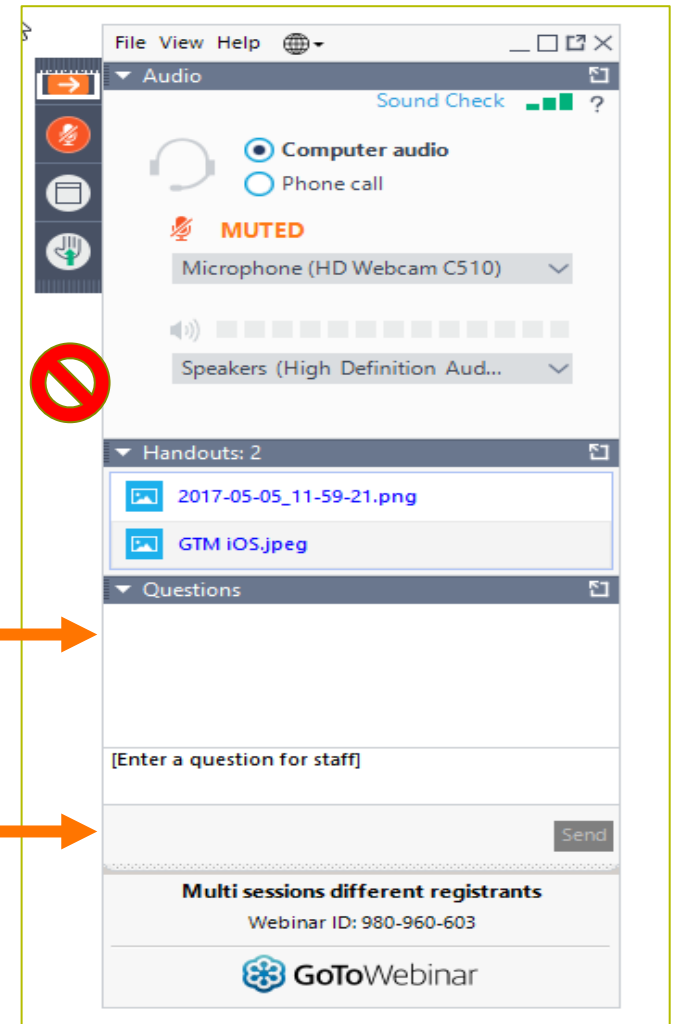
December 4, 2025

DISCLAIMER

To accommodate all attendees, real-time closed captions will be present during this presentation. We apologize in advance for any transcription errors or distractions. Thank you for your support.

Housekeeping

- The audience will remain on mute.
- If your audio or slides freeze, restart the webinar.
- A copy of the presentation is in the '**Handouts**' section of webinar panel. 
- Enter questions at any time using the '**Questions**' panel. 
- Audio is available through your computer's speakers and Closed Captioning will be on the bottom of the screen.



Webinar Recordings

Please be aware that this webinar is being recorded.

A copy of the recorded webinar, along with a copy of the presentation will be available on the Service Provider's '**Webinars**' [webpage](#).

Future webinars are also posted on the webpage as well as their registration link. At the beginning of each quarter, all webinars scheduled for that quarter will be posted.

Meet Our Presenter

Al Cipparone

Senior Telecom Industry Analyst | Contributor Operations

Mr Cipparone is a member of the 499 team that analyzes revenue reported on the FCC Form 499-A. He has worked at USAC since 2022.

Email: Form499@usac.org

Webinar Overview

In this webinar, designed for service providers new to USAC, we'll cover the basics of the 499 ID and the filing requirements.

Agenda

- 498 ID & 499 ID Purpose
- USAC's Website
- 499 ID Assignment
- Filing Calendar
- Quarterly Form 499-Q
- Annual Form 499-A


498 ID & 499 ID

Understanding the Difference

Purpose of These IDs

499 ID

- Takes its name from the registration form – FCC Form 499-A
- Identification used to contribute to the Universal Service Fund



498 ID

- Takes its name from the registration form – FCC Form 498
- Identification used to receive Universal Service funding

Universal Service Fund

ID Differences

498 ID

Nine-digit number beginning with “143” or “443”
(i.e. 143999999, or 443999999)

Who –

Telecommunications Providers

- Nine-digit number beginning with “143”

Why - to receive funding from any of the 4 programs USAC administers: *Rural Health Care, High Cost, Lifeline, E-Rate*

499 ID

Six-digit number beginning with an “8” (i.e. 889993)

Who - All Telecommunications Providers, including VoIP service providers and resellers

Why - to contribute to the Universal Service Fund

ALWAYS include these numbers on any correspondence with USAC.

Companies that have a 498 ID don’t necessarily have to have a 499 ID, and vice versa!

499 ID Assignment

Next Steps

Email Notification of Assignment

Next Steps

Two emails were sent to the Company Officer listed on the registration form.

1. Company Officer username and log in instructions for E-File.
2. Assignment of the 499 Filer ID and a list of forms you are required to file.

The Company Officer should now add additional users to USAC's E-File system to prepare forms or make payments to USAC.

ALL FCC Forms 499 must be submitted online through E-File. Paper copies are not accepted.

Required Form Filings

Included in Assignment Email

The FCC Forms listed are based on the date you entered as the date you started selling telecom.

If you've entered the date the company started, you'll need to correct it!



FCC Form 499 Approval Confirmation

Note: This email is an automatic notification and unable to receive replies. If you have questions, please use the contact information at the bottom of this email.

Thank you for registering with USAC to set up an FCC Form 499 account for [redacted]. USAC processed your registration and assigned your company the new 499 Filer ID [redacted].

Please review the [Forms to File webpage](#) to determine which future FCC Form 499 filings you are required to submit.

Required Action: Submit Previous FCC Form 499 Filings

The reported information states that [redacted] first provided telecommunications in the U.S. in on August 2021 [redacted] is therefore required to submit the following previous FCC Form 499 filings:

499A Filings

- 2025 FCC Form 499-A - Reporting Calendar Year 2024 Revenues
- 2024 FCC Form 499-A - Reporting Calendar Year 2023 Revenues
- 2023 FCC Form 499-A - Reporting Calendar Year 2022 Revenues
- 2022 FCC Form 499-A - Reporting Calendar Year 2021 Revenues

499Q Filings

- November 2025 FCC Form 499-Q

Please note: FCC Form 499-A filings submitted in or before 2013 must be submitted to USAC via the mail as hard copies. FCC Form 499-A filings submitted from 2014 onwards must be submitted to USAC electronically through E-File.

Online Resources

USAC Website

www.usac.org



Subscribe Payments Open Data [Sign In](#)

Tools – Sign in to USAC’s online systems

About ▾

E-Rate ▾

Rural Health Care ▾

Lifeline ▾

High Cost ▾

Service Providers ▾

Program Specific webpages

Connecting Millions to
Broadband Services



Scroll down the page for links to program pages, as well as statistics on the Universal Service Fund.

The Universal Service Fund helps communities and people across the U.S. stay connected to the information,



USAC administers the Universal Service Fund

Newsletter Subscription

[Subscribe](#)[Payments](#)[Open Data](#)[Sign In](#)

Found on main webpage
at www.usac.org

[About](#) ▾[E-Rate](#) ▾[Rural Health Care](#) ▾[Lifeline](#) ▾[High Cost](#) ▾[Service Providers](#) ▾

Choose Program

Affordable Connectivity Program (ACP)

- ☐ Claims Updates
- ☐ Consumer Group Updates
- ☐ Program Updates
- ☐ Service Provider Training Invitations
- ☐ System and Technical Updates

E-Rate

- ☐ News Brief
- ☐ Tribal Newsletter

☐ Tribal Stakeholders

High Cost

- ☐ Detailed HUBB Updates
- ☐ Program Updates

Lifeline

- ☐ Program Newsletter
- ☐ NLAD Bulletin
- ☐ Consumer Advocates

Rural Health Care (RHC) Program

- ☐ Healthcare Connect Fund (HCF) Program (Consortia)
- ☐ Healthcare Connect Fund (HCF) Program (Individual HCPs)
- ☐ Telecom Program

Service Providers

- ☒ FCC Form 499 (Contributors)

USAC's Online Filing System - E-File



[Subscribe](#) [Payments](#) [Open Data](#)


[Sign In](#)



‘**Sign In**’ page will prompt you for a username and password to log in to the E-File system.

USAC maintains security using a multi-factor authentication system, sending a 6-digit code to the applicable email address (Username) to enter prior to logging in to the system.

It's important not to share usernames.
That's a violation of our terms and conditions.



Username

Password

[Forgot password?](#)

You are accessing a portal to Universal Service Administrative Company (USAC) systems used to administer participation in the federal Universal Service programs in compliance with 47 C.F.R. Part 54. Access to the systems is provided solely to USAC-authorized users for USAC-authorized business purposes. By logging in, you represent that you are an authorized user. Use of this system indicates acceptance of the terms and conditions governing the USAC systems. USAC monitors user access and content for compliance with applicable laws and policies. Use of the system may be recorded, read, searched, copied and/or captured and is also subject to audit. Unauthorized use or misuse of this system is strictly prohibited and subject to disciplinary and/or legal action.

☒ Click the box to accept

By signing in, I accept the [terms and conditions](#) of the USAC system.

Sign In

Don't have an account? [Create an account](#)

Service Provider Specific Menu

Click on the words '**Service Providers**' and you'll see a drop-down menu with topics specific to Service Providers, the Forms 499 and 498.

Use the search box in the upper right-hand corner if navigating the menu is confusing.

The screenshot displays the Universal Service Administrative Co. website. The header includes the logo, navigation links (Subscribe, Payments, Open Data, Sign In), and a search box. The main navigation bar features links for About, E-rate, Rural Health Care, Lifeline, and High Cost. A green arrow points to the 'Service Providers' link, which is highlighted with a blue border. A drop-down menu is visible below 'Service Providers', listing various topics. An orange box highlights the search box in the top right corner.

About ▾	E-rate ▾	Rural Health Care ▾	Lifeline ▾	High Cost ▾	Service Providers ▾
Service Providers Home	Making Payments	Participating in a USF Program	Learn		
Contributing to the USF	How to Pay	Register for a 498 ID	Videos		
Who Must Contribute	Contribution Factors	Manage Your 498 ID	Webinars		
Register for a 499 ID	Invoices	Disbursement Schedules	Newsletter		
Manage Your 499 ID	Late Payments, DCIA, Red Light	DATA Act	FAQs		
Forms to File	Billing Disputes	Resources	Contact Us		
When to File	Credit Balance Refunds	Announcements			
What to Expect After Filing	Annual True-Up Process	Appeals and Audits			
Making Revisions	Non-USAC Payments	Forms & Instructions			
	Request Invoice Copy	Glossary of Terms			
		Multi-Factor Authentication			

Webinar Training Announcements

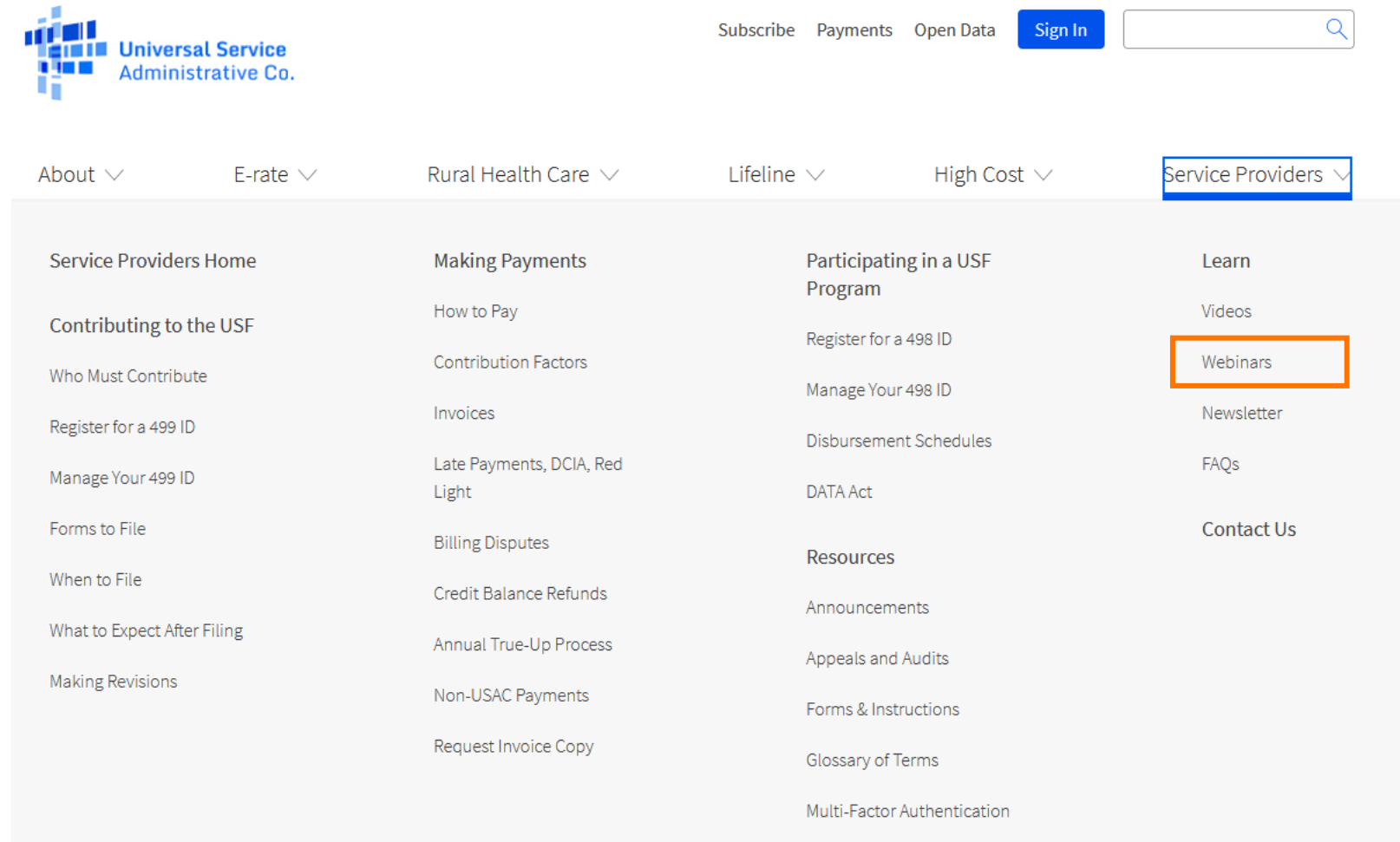
Annual Form Training

- February & March

Monthly Trainings

- New 499 ID
- Office Hours – open topic and discussion

Previous webinar recordings also stored here.



The screenshot shows the Universal Service Administrative Co. website. The top navigation bar includes links for 'Subscribe', 'Payments', 'Open Data', and a 'Sign In' button. A search bar is located to the right of the 'Sign In' button. Below the navigation bar, a dropdown menu for 'Service Providers' is open, displaying a list of links. The 'Webinars' link is highlighted with an orange border. The list of links in the dropdown menu is as follows:

Service Providers	Making Payments	Participating in a USF Program	Learn
Service Providers Home	How to Pay	Register for a 498 ID	Videos
Contributing to the USF	Contribution Factors	Manage Your 498 ID	Webinars
Who Must Contribute	Invoices	Disbursement Schedules	Newsletter
Register for a 499 ID	Late Payments, DCIA, Red Light	DATA Act	FAQs
Manage Your 499 ID	Billing Disputes	Resources	Contact Us
Forms to File	Credit Balance Refunds	Announcements	
When to File	Annual True-Up Process	Appeals and Audits	
What to Expect After Filing	Non-USAC Payments	Forms & Instructions	
Making Revisions	Request Invoice Copy	Glossary of Terms	
		Multi-Factor Authentication	

Additional Learning Resources

The USAC website offers several options to learn via our online video library as well.

Click on the words '[Service Providers](#)' on the main webpage.

Videos

These videos are designed to help you understand and manage the form filing process, FCC requirements, and other elements to offer service provider support.

[Overview](#)

[FCC Form 498](#)



[Accessing E-File](#)



[499 Filer ID Basics](#)

[FCC Form 499-Q](#)

[E-File Navigation](#)

Contacting USAC

Message System within E-File

Customer Specific Contact

The best way to contact your assigned 499 analyst is via E-File Messages.

Located within the E-File portal, a secure message can be sent to ask specific questions about your filer ID, Forms 499, payments, and any other inquiry.

The screenshot displays the 'Admin Center' interface. At the top right is a 'Log Out' link. Below the header, there is a search bar containing '889993' and a 'Search' button. The main content area shows 'USAC Test Amy' and '889993' in large blue text. Below this, it states 'Filer Status: Active'. To the right, there is a toggle switch for 'Notify USAC of De Minimis Status' with a help icon. The toggle is currently off. Below the toggle, there is a link to 'Notify USAC if your company will be de minimis in the upcoming quarters.' At the bottom, there are three tabs: '499 Forms', 'Payments', and 'Messages (0)'. The 'Messages (0)' tab is highlighted with an orange border. To the right of the tabs, there are two buttons: 'Comments' and 'Company Details'.

Admin Center

889993 Search

USAC Test Amy
889993

Filer Status: Active

Company Contacts + Associated 498 IDs +

Comments

Company Details

499 Forms Payments Messages (0)

499 Forms

Adding E-File Users

Add Authorized Users in E-File

Only Company Officers can grant E-File access to additional users.

Click the down arrow next to your user ID in the top right-hand corner of the screen, then select the option, '[Add/Remove 499 Users](#)'.

At the next screen, click the blue button '[+Add User Accounts](#)'.

The image shows a two-step process for adding authorized users. On the left, a user profile dropdown menu is open for 'AmyOfficer@test.com'. The menu options are 'Edit My Profile', 'Add/Remove 499 Users' (highlighted with an orange box), '499Q Bulk Submission', 'Payment Instruction', and 'Log Out'. A large orange arrow points from this menu to the right-hand screenshot. The right-hand screenshot is the 'ADD OR REMOVE USER ACCOUNTS' screen. It features a blue button labeled '+ Add User Accounts' (also highlighted with an orange box) under the 'Add User' instructions. Below this, there is a table with columns for 'Officer(s)', 'Remove', 'Preparer(s)', and 'Remove'. The table contains one row for 'Amy Officer' with email 'AmyOfficer@test.com' and two empty checkboxes. At the bottom of the screen are 'Save' and 'Cancel' buttons.

ADD OR REMOVE USER ACCOUNTS

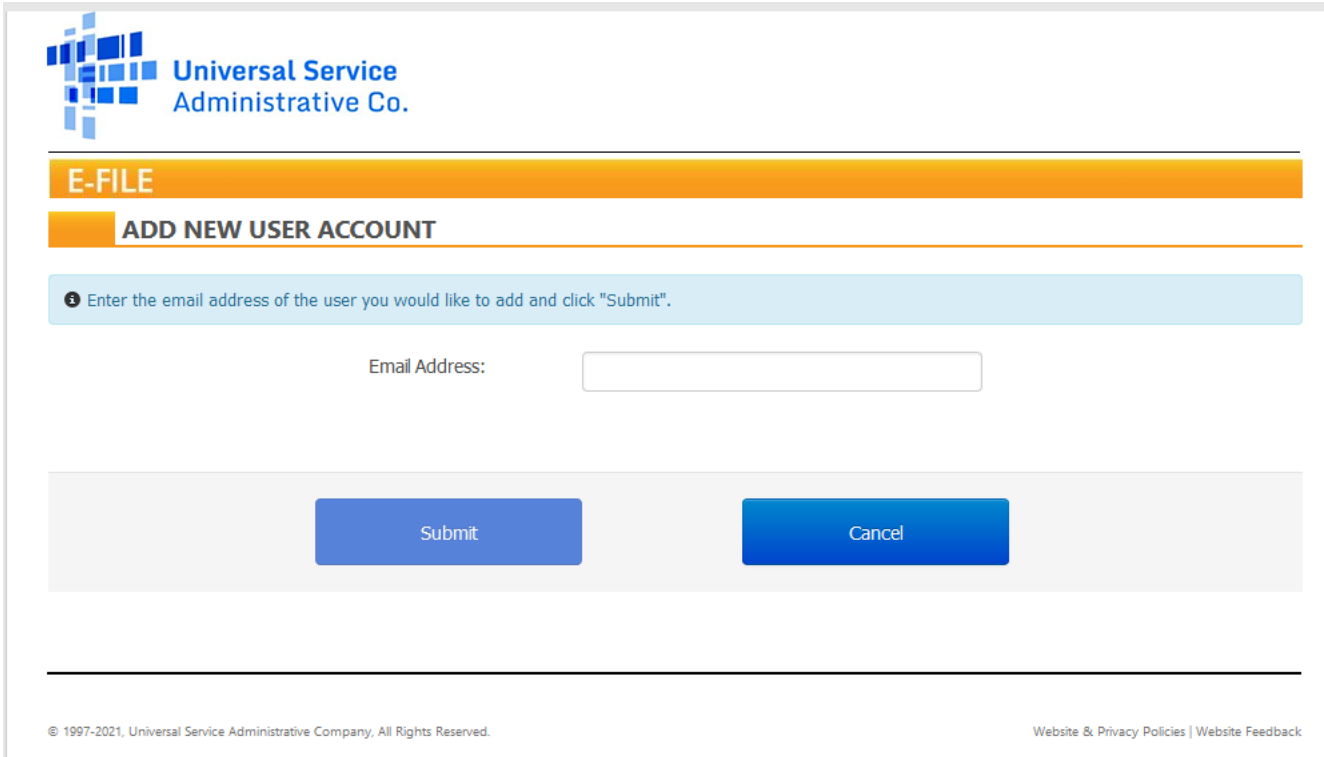
Add User: To create/add a user to an account, click "Add User Account". [+ Add User Accounts](#)

Remove User: To remove a user's access to an account, check the "Remove" check box next to the person's name and click "Save".

Officer(s)	Remove	Preparer(s)	Remove
Amy Officer	<input type="checkbox"/>		<input type="checkbox"/>

[Save](#) [Cancel](#)

Add Authorized Users in E-File



The screenshot shows a web form for adding a new user account. At the top left is the Universal Service Administrative Co. logo. Below it is a blue bar with 'E-FILE' and an orange bar with 'ADD NEW USER ACCOUNT'. A light blue instruction box says: 'Enter the email address of the user you would like to add and click "Submit".' Below this is a label 'Email Address:' followed by a text input field. At the bottom are two buttons: 'Submit' (blue) and 'Cancel' (blue). The footer contains copyright information and links to 'Website & Privacy Policies' and 'Website Feedback'.

Universal Service Administrative Co.

E-FILE

ADD NEW USER ACCOUNT

Enter the email address of the user you would like to add and click "Submit".


Email Address:

Submit **Cancel**

© 1997-2021, Universal Service Administrative Company. All Rights Reserved. Website & Privacy Policies | Website Feedback

- The email address entered acts as the new user's E-File username.
- The email address entered should be specific to the person and not an email address shared with another person(s) or a generic email address (e.g., Billing @gmail.com).
- The email address listed will be the address to which business communications, including confidential business communications, may be sent.

Add Authorized Users in E-File



E-FILE

"ADD USER ACCOUNT" NON-EXISTING ACCOUNT

Email Address:

AnnOfficer@test.com

i This email address is not associated with an existing E-File user account. To continue granting entitlements to this person, complete the requested information below. Select whether the person's E-File account should have the capabilities of a company officer or preparer; select the Filer ID(s) the person should have access to, and click "Submit."

Name

First

MI

Last

Position Title

Job Title

Phone Number

xxx-xxx-xxxx

Ext.

☐

Click this box to confirm that

- The email address listed above is specific to the person and not an email address shared with another person(s); and
- The email address listed above is the address to which business communications, including confidential business communications, may be sent. The email address will be used to create an E-File user account and/or give the existing E-File user account additional entitlements.
- If granting company officer entitlements to the person listed above, clicking the box also confirms that the person listed above is a company officer of the selected company(ies) and Filer ID(s) identified below. [Click here for more information](#)

- Enter the contact information of the user you are adding.
- Place a check mark in the box confirming that the username you are adding meets the USAC terms and conditions.
- Scroll down to assign a role to the new user.

Add Authorized Users in E-File

☐ Company Officer
☒ Preparer

All FilerIDs

889993

Selected FilerIDs

Submit Cancel

- Determine the level of access you will grant to the new user.
 - Company officers are the only persons who can certify an FCC Form 499.
 - Company officers can also add/remove users who have authority to access the account.
- Select which Filer IDs the new user will have access to by highlighting the Filer ID and clicking the right arrow button to move it to the 'Selected Filer IDs' column.
- Complete the set up by clicking the 'Submit' button.

2025 Filing Calendar

When to File the FCC Forms 499

Types of FCC Form 499

FCC Form 499-A

1. Required for EVERYONE
2. The [FCC Form 499-A](#) is the annual form used to report the company's *actual* revenue billed during the prior calendar year.
3. The FCC Form 499-A is due annually on April 1.
4. USAC will notify you of due date.

FCC Form 499-Q

1. Required for all non-*de minimis* filers
2. The [FCC Form 499-Q](#) is used to *project* or *forecast* the company's revenue for the next calendar quarter.
3. The FCC Form 499-Q due dates:
 - February 1
 - May 1
 - August 1
 - November 1
4. USAC will not notify you of due dates.

2025 Filing Deadlines

Due Date	Revenue Reported	Revision Deadline	Contributor Billing
FCC Form 499-Q February 3, 2025	2Q projected 2025 4Q revenue 2024	March 20, 2025	April – June 2025
FCC Form 499-A April 1, 2025	Prior year: 2024 January – December	March 31, 2026	July 2025
FCC Form 499-Q May 1, 2025	3Q projected 2025 1Q revenue 2025	June 16, 2025	July – September 2025
FCC Form 499-Q August 1, 2025	4Q projected 2025 2Q revenue 2025	September 15, 2025	October – December 2025
FCC Form 499-Q November 3, 2025	1Q projected 2026 3Q revenue 2025	December 18, 2025	January – March 2026

* When a form due date falls on a weekend or holiday, the form is due the following business day.

Quarterly Filing Periods

Filing Dates – from the FCC Form 499-Q

One form is used to file all four of the quarterly filings. The relevant time periods are included on the form showing the filer exactly what time periods the form is reporting. After the revision deadline has passed, revisions to the 499-Q will not be accepted.

Below is a screen shot from E-File's data entry for the FCC Form 499-Q.

Block 3: Contributor Historical and Projected Revenue Information			
113. Indicate which Quarterly filing this represents			
<u>Filing due</u> <input checked="" type="radio"/> November 1, 2025 <input type="radio"/> February 1, 2026 <input type="radio"/> May 1, 2026 <input type="radio"/> August 1, 2026		<u>Historical revenues (lines 115-118) for</u> July 1 - September 30, 2025 October 1 - December 31, 2025 January 1 - March 31, 2026 April 1 - June 30, 2026	<u>Projected revenues (lines 119-120) for</u> January 1 - March 31, 2026 April 1 - June 30, 2026 July 1 - September 30, 2026 October 1 - December 31, 2026

* When a form due date falls on a weekend or holiday, the form is due the following business day.

Find the FCC Forms

Select “Forms & Instructions” from the drop-down mega menu.

The screenshot shows the Universal Service Administrative Co. website. The top navigation bar includes links for 'Subscribe', 'Payments', 'Open Data', and a 'Sign In' button. A search bar is located to the right of the 'Sign In' button. Below the navigation bar, a mega menu is displayed with categories: 'About', 'E-rate', 'Rural Health Care', 'Lifeline', and 'High Cost'. The 'High Cost' category is expanded, showing a list of links. The 'Forms & Instructions' link is highlighted with an orange box and an orange arrow pointing to it from the 'High Cost' category. The 'Service Providers' link is also highlighted with an orange box and an orange arrow pointing to it from the 'High Cost' category.

Universal Service Administrative Co.

Subscribe Payments Open Data Sign In

About E-rate Rural Health Care Lifeline High Cost

Service Providers

Service Providers Home

Contributing to the USF

Who Must Contribute

Register for a 499 ID

Manage Your 499 ID

Forms to File

When to File

What to Expect After Filing

Making Revisions

Making Payments

How to Pay

Contribution Factors

Invoices

Late Payments, DCIA, Red Light

Billing Disputes

Credit Balance Refunds

Annual True-Up Process

Non-USAC Payments

Request Invoice Copy

Participating in a USF Program

Register for a 498 ID

Manage Your 498 ID

Disbursement Schedules

DATA Act

Resources

Announcements

Appeals and Audits

Forms & Instructions

Glossary of Terms

Multi-Factor Authentication

Learn

Videos

Webinars

Newsletter

FAQs

Contact Us

Form 499 & Instructions

All 3 forms relevant to Service Providers can be found on this page.

The paper copy of the instructions as well as the form itself are listed in this section. Actual forms are the last pages of the instructions document.

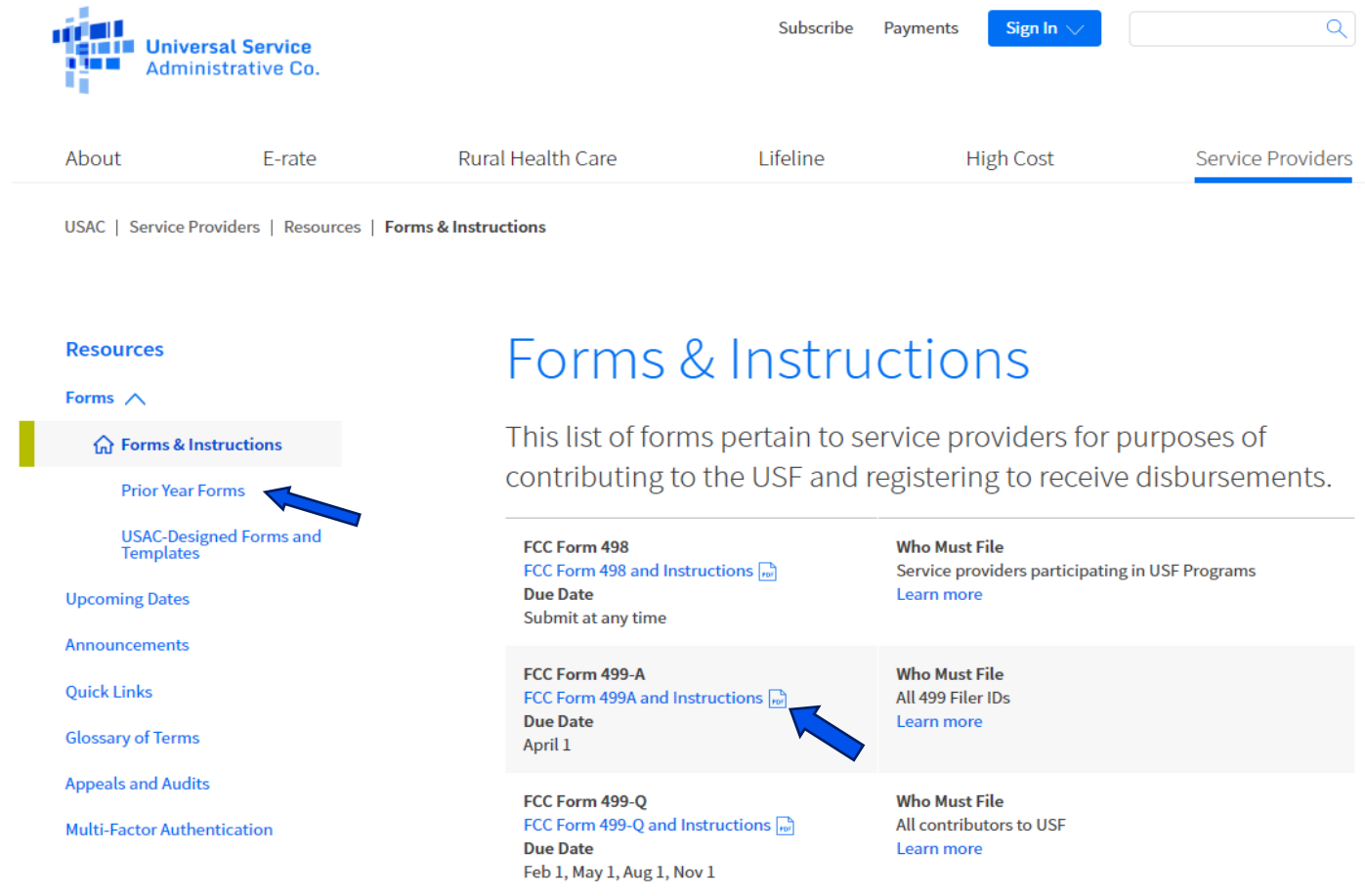
Click on the name to open up a .pdf document.

[FCC Form 499-Q](#)




- filed 4 times a year.

[FCC Form 499-A](#)

- filed once a year



The screenshot shows the Universal Service Administrative Co. website. The top navigation bar includes links for About, E-rate, Rural Health Care, Lifeline, High Cost, and Service Providers (which is highlighted). Below the navigation bar is a breadcrumb trail: USAC | Service Providers | Resources | Forms & Instructions. The main content area is titled "Forms & Instructions" and contains a list of forms. A blue arrow points to the "Forms & Instructions" link in the left sidebar. Another blue arrow points to the "FCC Form 499-A" link in the main content area.

Form Name	Due Date	Who Must File
FCC Form 498 FCC Form 498 and Instructions 	Submit at any time	Service providers participating in USF Programs Learn more
FCC Form 499-A FCC Form 499A and Instructions 	April 1	All 499 Filer IDs Learn more
FCC Form 499-Q FCC Form 499-Q and Instructions 	Feb 1, May 1, Aug 1, Nov 1	All contributors to USF Learn more

The links open a .pdf document that contain the instructions to the form, with a copy of the form at the end of the document.

These documents are provided for reference only, as the forms must be completed online through USAC's E-File system

Gross Billed Revenues - Definition

Per the 499-A Instructions, gross billed revenues include:

- Revenues derived from the activation and provision of interstate, international, and intrastate telecommunications.
- Account set-up.
- Connection.
- Service restoration.
- Termination.
- Revenues from all sources, including non-regulated telecommunications offerings, information services, and other non-telecommunications services.

Gross billed revenues do NOT include:

- Deposits.
- Taxes.

Please see the 499-A Instructions for the complete definition. Note that **revenues are not profits.**

Questions?

Quarterly Filing

Who is Required to File the 499-Q

FCC Form 499-Q Purpose

What is it?

- The FCC Form 499-Q (quarterly) is used to determine the amount of money a company must contribute to the universal service fund for a quarter.
- *It is similar in concept to the IRS quarterly estimated tax forms a business must file.*
- While the filer reports both historical and projected revenues on the form, **only the projected revenues are used to determine the contribution amount** billed in the upcoming quarter.

Define “*de minimis*”

Definition of *de minimis*

A filer qualifies for *de minimis* status for a given calendar year when the revenue reported on its corresponding FCC Form 499-A is such that the calculated annual contribution to the federal Universal Service Fund is less than \$10,000.

Annual Revenue Threshold


For calendar year 2025, filers that bill less than **\$39,062** of combined **end user** interstate and international telecommunication revenues will be considered *de minimis* for 2025.

For calendar year 2024, filers that billed less than **\$41,841** of combined **end user** interstate and international telecommunication revenues will be considered *de minimis* for 2024.

If the company has determined that it will be required to be a direct contributor to the Federal Universal Service Fund, that company must file an FCC Form 499-Q, the quarterly filing.

Who Must File

1. Every non de minimis telecommunications company must file the FCC Form 499-Q. This means your company is a direct contributor to the FUSF and is billed monthly by USAC. **If the company does not file, a late filing fee will be applied.**
2. *De minimis* filers are not required to file the FCC Form 499-Q, but **must** notify USAC of their status by selecting the *de minimis* button on their main screen after logging into E-File.



USAC Test Amy
8899993

Filer Status: Active

Notify USAC of De Minimis Status ?
Notify USAC if your company will be [de minimis](#) in the upcoming quarters.

☐

An orange arrow points from the text 'by selecting the de minimis button' in the second list item to the 'de minimis' link in the toggle switch area of the form.

***de minimis* Notification**

- If you notify USAC of your de minimis status for 2026 by clicking the button, you will be sent an email instructing your company that it is not required to file quarterly forms covering the calendar year 2026.
- If the company has determined that your de minimis status has changed, you should ‘unclick’ the de minimis button and file the November FCC Form 499-Q.
- Regardless of a company’s de minimis status, there will always be an entry in E-File listing the FCC Form 499-Q.

Select Billing Contact When Completing the 499-Q

- Starting with the November 2025 FCC Form 499-Q, all 499-Q filers must select the email address of a Billing Contact when completing the 499-Q in E-File which is located in Line 112 of the 499-Q:

112. Billing address and billing contact person [Bills for Universal Service contributions will be sent to this address.]

Do you want to enter foreign address? ☐ Yes ☒ No

Street 1 : 123 April st
 Street 2 : room 3
 Street 3 :
 City : Baltimore
 State : LA
 Zip : 20005 Country: United States

First : Amy
 Last : Officer
 Phone : (202) 222-2222
 Fax :
 E-Mail : AmyOfficer@usac.org

- The Billing Contact can be selected via a drop-down set of selections populated with active registered users associated with the 499 Filer ID.
- USAC will send Billing Statement notifications to the Billing Contact.

Filing Online

Accessing the Forms Through E-File



Online Filing – Before You Start

- Google Chrome, Mozilla Firefox, and Microsoft Edge internet browsers are recommended.
 - Apple Safari and mobile access are not recommended.
- Make sure your internet browser's 'pop up blocker' is **OFF**.
 - The system opens a new window to display the data entry screen for the FCC Form 499-Q.
 - If you have clicked '**Start Form**' and you don't see a new, smaller window – you most likely have the pop-ups blocked.
- Please ensure these email addresses from USAC don't go to your SPAM folder!
 - Important USAC communication comes from the following emails:
 - ✓ 'form499@usac.org'
 - ✓ 'CustomerSupport@usac.org'
 - ✓ 'form499@universalservice.org'
- Not sure if you are *de minimis* or not? FILE the 499-Q form anyway!
 - We would rather have you report your revenues than us having to estimate on your behalf.

Online Filing the FCC Forms 499

Once logged in to E-File, the service provider portal will appear. Only systems for which you have authorization to access will appear. In this example, the user can only access the 498 ID and the 499 Filer ID. Select the paragraph '[Manage FCC Forms 499](#)'.

Dashboard

 In accordance with the Supply Chain orders, new certifications have been added to the following forms: RHC - FCC Form 463 and the Telecom invoice, E-rate - FCC Form 473, and High Cost & Lifeline - FCC Form 481. Service providers are required to submit these annual certifications. For additional information, visit the [USAC Supply Chain](#) page. 

Upcoming Dates

No upcoming dates found.

Service Providers

Manage FCC Forms 498 - Provide contact and banking information for entities that receive support from universal service programs, manage authorized users.

Manage FCC Forms 499 - Report revenue on FCC Forms 499, make USF payments, view payment history, download invoice summary and manage users.



Help?

Send us a message

[Click here](#)

Call us


(888) 641-8722

Online Filing the FCC Forms 499

Using the E-File navigation system, navigate to the Filer ID that you wish to work on, if you have more than one 499 Filer ID.

Scroll to the bottom of the screen and summary view of the FCC Form 499s. The forms are listed in chronological order. In the ‘Action’ column, your choices for form entry are in blue.

Not Started, Certified, and Approved are the most common statuses.

Form	Status	View	Action
499-Q - November 2025 Filing	Not Started		Start Form

Monthly Billing Statements

How USAC Uses the Revenues on the 499-Q

Online Billing Statements Available

Billing statements are available online in E-File that:

- Show up-to-date transaction activity, balances, and statuses for your company's receivables.
- Allow payments to be applied to specific charges, if needed.
- Provide information on individual USF contribution calculations.

USAC has discontinued sending monthly paper invoices.

Log in to E-File and go to the Payments tab to access your billing statements.

Learn more by visiting the “Making Payments” pages or viewing the “E-File Payments Changes” video on the USAC website.

Accessing Billing Statements

On or around the 15th of the month, an online billing statement will be made available to authorized users in E-File.

To access the Billing Statements page from the 'Payments' section, scroll down to 'Select Payment View', click in the box, and select 'Billing Statements'.

888888- ABC Telecom

[Company Contacts](#) +[Associated 498 IDs](#) +[499 Forms](#)[Payments](#)[Messages \(0\)](#)

ⓘ Your account is past due. Interest is accruing daily.

Summary

\$17,990.00

Total Payment Due ⓘ

Make a Payment

Details

\$5,000.00

Total Current Charges

\$3,300.00

Total Past Due ⓘ

\$9,690.00

Other Amounts ⓘ

Need help? Contact the Customer Service Center at CustomerSupport@usac.org or (888) 641-8722.

Select Payment View


See the Billing Statements, USF Contribution Charge Calculation, Invoice History, Payment History, and True-Up Statements for your account.

Billing Statements

USAC Billing Statements

November 2025 FCC Form 499-Q

114. Check if using safe harbor to allocate interstate/intrastate revenues for each of the following (as applicable):	<input type="checkbox"/> Cellular and Broadband <input type="checkbox"/> Paging <input type="checkbox"/> Analog SMR <input type="checkbox"/> Interconnected VoIP		
Historical billed revenues with no allowance or deductions for uncollectables. See instructions.	Total Revenues in \$ (a)	Interstate Revenues in \$ (b)	International Revenues in \$ (c)
115. Telecommunications provided to other universal service contributors for resale as telecommunications or as interconnected VoIP	\$0.00	\$0.00	\$0.00
116. End-user telecommunications revenues including any pass-through charges for universal service contributions, but excluding international-to-international revenues	\$0.00	\$0.00	\$0.00
117. All other goods and services	\$0.00	Column (b) and (c) not requested for Lines 117 and 118	
118. Gross-billed revenues from all sources [sum of above]	\$0.00		
119. Projected gross-billed end-user interstate and international telecommunications revenues including any pass-through charges for universal service contributions, but excluding international-to-international revenues		\$0.00	\$0.00
120. Projected collected end-user interstate and international telecommunications revenues including any pass-through charges for universal service contributions, but excluding international-to-international revenues		\$0.00	\$0.00



The revenue projections entered on Line 120 of the 499-Q will be used for determining your contribution amounts billed on the 1st quarter 2026 billing statements.

January, February and March 2026 USAC Billing Statements

Company Name:

Account ID:

Program Type: Universal Service Fund

Statement ID:

Due Date: --

Status: Closed

Statement Activity

[Download Statement](#)

Displaying 2 of 2 records

Date	Description	Charges/Credits
08/15/2025	Aug 2025 USF Contribution Charge	\$318,419.61
09/09/2025	Payment:	(\$318,419.61)

Show 10 records/page

<

1

>

 of 1 page

Outstanding balance as of 09/30/2025 for

\$0.00

Questions?

Annual Filing FCC Form 499-A

FCC Form 499-A Purpose

What is it?

A company reports their actual historical revenues on the FCC Form 499-A.

The 2025 FCC Form 499-A reports actual revenues from calendar year 2024.

USAC takes the revenue on the 2025 FCC Form 499-A and compares to the projected revenue from the quarterly FCC Forms 499-Q that were filed in 2024.

Estimated Revenues – Total for Year

499-Q November 2023 Filing (1Q 2024)
499-Q February 2024 Filing (2Q 2024)
499-Q May 2024 Filing (3Q 2024)
499-Q August 2024 Filing (4Q 2024)

Compare to

Actual Revenues

- 2025 FCC Form 499-A
January – December 2024

Annual True-Up

Compare 499-Q revenue to the 499-A revenue

If the company's projected revenues for calendar year 2024, reported on the FCC Form 499-Qs, are **too high**, USAC will calculate your credit.

The company 'contributed' too much over the year.

If the company's projected revenues are **too low**, USAC will calculate a "true-up charge" to make up for the contribution deficit.

The company didn't contribute enough over the year.

These charges/credits will appear on the company's July billing statement.

Annual Form – Main Page

After starting the 499-A, the main page for completing of the FCC Form 499-A in E-File will appear.

The two main areas of the annual form that require attention are the registration and revenue areas.

Registration Information →

Revenue Reporting →

E-FILE

Company Name:

2025 FCC Form 499-A

Filer ID:

(Reporting calendar 2024 revenues)

MAIN PAGE: 2025 FCC FORM 499-A (REPORTING ACTUAL REVENUES FROM CALENDAR YEAR 2024)

Thank you for choosing to electronically file your FCC Form 499-A. Use this E-File system to update your registration information and to report your actual revenues from calendar year 2024. As you enter your data, be sure that you understand the requirements as indicated in the [2025 FCC Form 499-A Instructions](#).

Update Registration Information

(Pages 1-3 of FCC Form 499-A)

Review and update your registration information, including your company contact names and addresses, carrier type and activities, and jurisdiction. The E-File system has pre-populated this information from your prior FCC Form 499 submissions.

Enter/Update Revenue Information

(Pages 4-8 of FCC Form 499-A)

Enter or update your revenue information for calendar year 2024. If you are submitting a revision, the E-File system has pre-populated revenue information from your last filing.

Submitting the Form

Throughout the data entry process, the E-File system will conduct validations of your data and will advise you of any issues it detects. The "Review and Certify My Filing to USAC" button will be enabled only when any identified issues have been resolved.

Save & Close Form

Review & Certify My Filing to USAC

54

Registration Information Summary

Information reported in registration section

Company identification

Telecommunications services offered

Holding company/affiliates

Customer contact information

Form preparer contact information



USAC billing contact information

List of company officers

States where services are sold



As a result of the discontinuance of paper invoices, all billing contacts must be verified this year. This requires a registered E-File user to be associated with the 499 Filer ID.

Please review this information is correct when submitting the FCC Form 499-A.

While the information is pre-populated from last year's form, take a moment to review for accuracy.

Service providers can update this information at any time during the year by submitting a revision.

Registration Information Summary

E-FILE

- REGISTRATION INFO
- Contributor Identification
- Telecommunications Activities
- Holding Company
- Customer Inquiries
- Preparer Contact
- Future Filing Contact
- Billing Contact
- Agent for Service of Process
- Company Officers
- Filer Jurisdiction
- Registration Summary

DOCUMENTS

- Form 499-A Instructions

Company Name: USAC Test Amy
Filer ID: 889993
2024 FCC Form 499-A
(Reporting calendar 2023 revenues)

REGISTRATION INFORMATION SUMMARY

Below please find all of the registration sections of the FCC Form 499-A, including your company contact names and addresses, carrier type and activities, and jurisdiction. The E-File system has pre-populated this information from your prior submissions. As you review and edit your data, be sure that you understand the requirements as indicated in the 2024 FCC Form 499-A instructions..

Click [here](#) for more information about how to navigate through this section.

Contributor Information Edit

Success! This section is complete.

Telecommunication Activities Edit

Success! This section is complete.

Holding Company Edit

Success! This section is complete.

2024 FCC Form 499-A Telecommunications Reporting Worksheet (Reporting 2023 Revenues)

APPROVED BY OMB
3060-0855

>>> Please read instructions before completing <<<<

Annual Filing -- due April 1, 2024

Block 1: Contributor Identification Information

During the year, filers must refile Blocks 1, 2 and 6 if there are any changes in Lines 104 or 112. See Instructions.

101 Filer 499 ID (If you don't know your number, contact the administrator at (888) 641-8722. If you are a new filer, write "NEW" in this block and a Filer 499 ID will be assigned to you.)

102 Legal name of filer

103 IRS employer identification number [Enter 9 digit number]

104 Name filer is doing business as

105 Telecommunications activities of filer (Select up to 5 boxes that best describe the reporting entity. Enter numbers starting with "1" to show the order of importance -- see instructions.)

☐ Audio Bridging (teleconferencing) Provider

☐ Coaxial Cable

☐ Non-Interconnected VoIP

☐ Private Service Provider

☐ Toll Reseller

☐ Incumbent LEC

☐ Operator Service Provider

☐ Satellite Service Provider

☐ Wireless Data

☐ CAP/CLEC

☐ Interconnected VoIP

☐ Paging

☐ Shared-Tenant Service Provider / Building LEC

☐ Other Local

☐ Cellular/PCS/SMR (wireless telephony inc. by resale)

☐ Interexchange Carrier (IXC)

☐ Payphone Service Provider

☐ SMR (dispatch)

☐ Other Mobile

☐ Local Reseller

☐ Prepaid Card

☐ Other Toll

☐ If Other Local, Other Mobile or Other Toll is checked describe carrier type / services provided:

106.1 Affiliated Filers Name/Holding Company Name (All affiliated companies must show the same name on this line.) Check if filer has no affiliates ☐

106.2 Affiliated Filers Name/Holding Company Name IRS employer identification number [Enter 9 digit number]

107 FCC Registration Number (FRN) (https://apps.fcc.gov/cors/userLogin.do) [For assistance, contact the CORES help desk at 877-480-3201 or CORES@fcc.gov] [Enter 10 digit number]

108 Management company (if filer is managed by another entity)

109 Complete mailing address of reporting entity corporate headquarters

Street1

Street2

Street3

City

State

Zip (postal code)

Country

110 Complete business address for customer inquiries and complaints

Street1

Street2

Street3

City

State

Zip (postal code)

Country

check if same address as Line 109 ☐

111 Telephone number for customer complaints and inquiries [Toll-free number if available] () - ext -

112 List all trade names used in the past 3 years in providing telecommunications. Include all names by which you are known by customers.

a

b

c

d

e

f

g

h

i

j

k

l

Use additional sheets if necessary. Each filer must provide all names used for telecommunications activities

PERSONS MAKING WILLFUL FALSE STATEMENTS IN THE WORKSHEET CAN BE PUNISHED BY FINE OR IMPRISONMENT UNDER TITLE 18 OF THE UNITED STATES CODE, 18 U.S.C. § 1001

Billing Contact Update Required

On the 2025 FCC Form 499-A, all filers will be directed to select an email address for the Billing Contact.

Preparer Contact

[Edit](#)

✓ Success! This section is complete.

Future Filing Contact

[Edit](#)

✓ Success! This section is complete.

Billing Contact

[Edit](#)

✓ Success! This section is complete.

**E-FILE**

REGISTRATION INFO

Contributor Identification
Telecommunications Activities
Holding Company
Customer Inquiries
Preparer Contact
Future Filing Contact
Billing Contact
Agent for Service of Process
Company Officers
Filer Jurisdiction
Registration Summary

DOCUMENTS

Form 499-A Instructions

Company Name:**Filer ID:**

2025 FCC Form 499-A
(Reporting calendar 2024 revenues)

BILLING CONTACT INFORMATION

! Bills for USF, TRS, NANPA, and LNP contributions will be sent to this email address.

Primary Billing Contact

Company Name

Email Address

499validation@usac.org

! Don't see the user you need? Add them to your account first by following the regular process for adding new users, then they will appear here.

Name

Testers

MI

Account

Phone Number

202-222-2222

ext

Fax Number

xxx-xxx-xxxx

Do you want to enter foreign address?

☐ Yes☒ No

Certify and Submit

Complete the FCC Form 499





Certify & Submit

Review, Certify & Submit

Once the data entry is complete on the FCC Form 499-A, **USAC does not consider it submitted until a Company Officer electronically signs (certify) and submits the form.**

E-File Preparers cannot submit the FCC Form 499-A, only a Company Officer can.

E-File gives the Company Officer two methods for certifying forms.

499 Forms	Receipt Date	Status	View	Action
499-Q - November 2025 Filing		Pending Officer Approval		Revise Certify
499-Q - August 2025 Filing	07/28/2025	Approved		Revise Certify
499-Q - May 2025 Filing	04/25/2025	Approved		Revise Certify
499-A - 2025 Filing - Rev 1		Pending Officer Approval		Revise Certify

MAIN PAGE: 2025 FCC FORM 499-A (REPORTING ACTUAL REVENUES FROM CALENDAR YEAR 2024)

Thank you for choosing to electronically file your FCC Form 499-A. Use this E-File system to update your registration information and to report your actual revenues from calendar year 2024. As you enter your data, be sure that you understand the requirements as indicated in the [2025 FCC Form 499-A Instructions..](#)

Update Registration Information
(Pages 1-3 of FCC Form 499-A)

Review and update your registration information, including your company contact names and addresses, carrier type and activities, and jurisdiction. The E-File system has pre-populated this information from your prior FCC Form 499 submissions.

Enter/Update Revenue Information
(Pages 4-8 of FCC Form 499-A)

Enter or update your revenue information for calendar year 2024. If you are submitting a revision, the E-File system has pre-populated revenue information from your last filing.

Submitting the Form

Throughout the data entry process, the E-File system will conduct validations of your data and will advise you of any issues it detects. The "Review and Certify My Filing to USAC" button will be enabled only when any identified issues have been resolved.

Save & Close Form

Review & Certify
My Filing to USAC

Third Party Funds

Administrators Receiving 499-A Information

Third Party Funds

Authorized Access to Annual Form Data

- The administrators of each of the funds below use the revenue reported on the FCC Form 499-A to calculate and assess any necessary contributions.
- These administrators will notify companies of their required contributions to each of these funds. You will be invoiced separately for each of these funds.
- On a monthly basis, USAC provides the administrators with data from the most recent FCC Form 499-A filed.
- This data includes contact information, receipt date information, and reported revenues.
- For more information, refer to the FCC Form 499-A instructions on who is required to contribute to these funds and what revenue line number is provided.

Third Party Funds

1. **Telecommunications Relay Services (TRS)** enables an individual who is deaf, hard of hearing, deaf-blind, or who has a speech disability to communicate by telephone or other device through the telephone system at no additional cost. Every common carrier interstate telecommunications services and every VoIP provider (including interconnected and non-interconnected) must contribute to the TRS Fund. See 47 C.F.R. Sections 64.601(b), 64.604.
2. **Local Number Portability (LNP)** enables end users to keep their telephone number when switching from one telecommunications service provider to another. The shared costs of long-term number portability attributable to a regional database shall be recovered from all telecommunications carriers and interconnected VoIP providers servicing a given region. See 47 C.F.R. Section 52.32.
3. **North American Numbering Plan Administration (NANP)** is a numbering scheme for the public switched telecommunications networks (PSTN) within the United States, Canada, and participating Caribbean countries. All telecommunications carriers and interconnected VoIP providers in the United States shall contribute to meet the costs of establishing numbering administration. See 47 C.F.R. Section 52.17.
4. In addition, the FCC utilizes the revenue data contained in the FCC Form 499-A to bill carriers **Interstate Telecommunications Service Provider (ITSP)** regulatory fees. The ITSP is collected to cover the regulatory costs associated with the FCC's enforcement, policy and rulemaking, user information, and international activities. See 47 U.S.C. Section 159(a).

Third Party Fund Administrators

List of Companies and Contact Information

Fund	Administrator	Customer Service Number
TRS	RolkaLoube – Public Utility and Telecommunications Consulting	(717) 585-6605
LNPA	Telcordia Technologies dba iconectiv	(844) 560-8050
NANPA	North American Numbering Plan (NANP)	(613) 760-4512
ITSP	Federal Communications Commission (FCC)	(877) 480-3201, Option 6

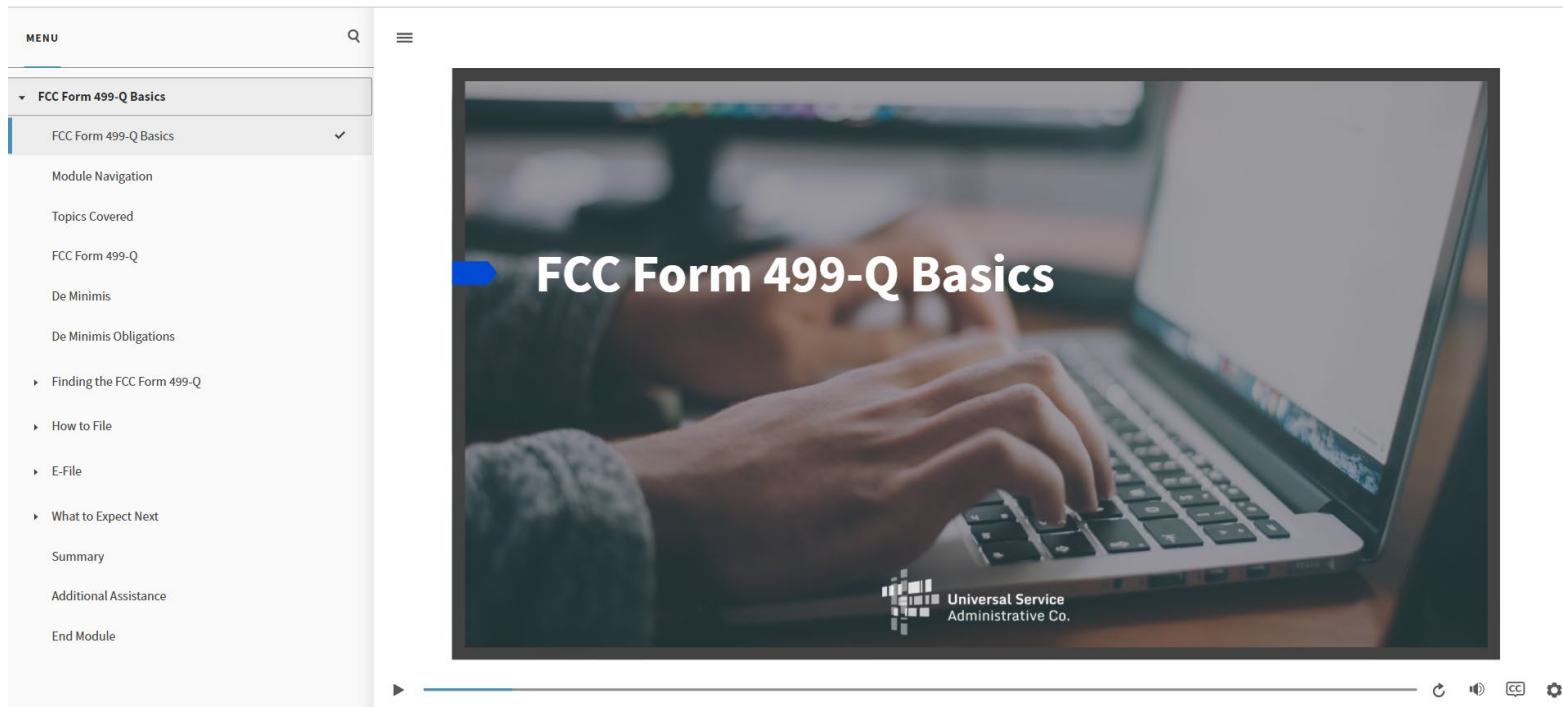
Form Specific Training

Resources On-Line

Training Video for Filing the FCC Form 499-Q

You can find an FCC Form 499-Q training module that explains the form and walks a user through filing the FCC Form 499-Q. It is self-paced and includes a menu so you can skip to specific sections.

This video is found on our ‘Videos’ page or directly by clicking this [link](#).



Questions?

How to Contact USAC

E-File Message Portal



499 Forms Payments **Messages (0)**

Inbox
Archive

Displaying 0 of 0 records

+ Compose

No new messages.

Show 10 records

New Message ✕

Company
USAC Test Amy

Email

example@company.com

☐ Notify all contacts

Category
--Select A Category--
499-A
499-Q
Billing
Credit Balance Refunds
Deactivation
Payments
Red Light
True-Up
Other

Cancel Send

Send a message to the Service Provider team directly through the Message Portal in E-File.

Contributors/Service Providers Customer Service Center (CSC)



Call us at (888) 641-8722

Monday – Friday 9 a.m. to 5 p.m. ET



Email: CustomerSupport@usac.org

- Include in your email
 - 498 ID/Service Provider ID Number (SPIN)
 - 499 Filer ID

Thank You!





Universal Service
Administrative Co.