



New 499 ID Basics

Overview for Service Providers

February 5, 2024



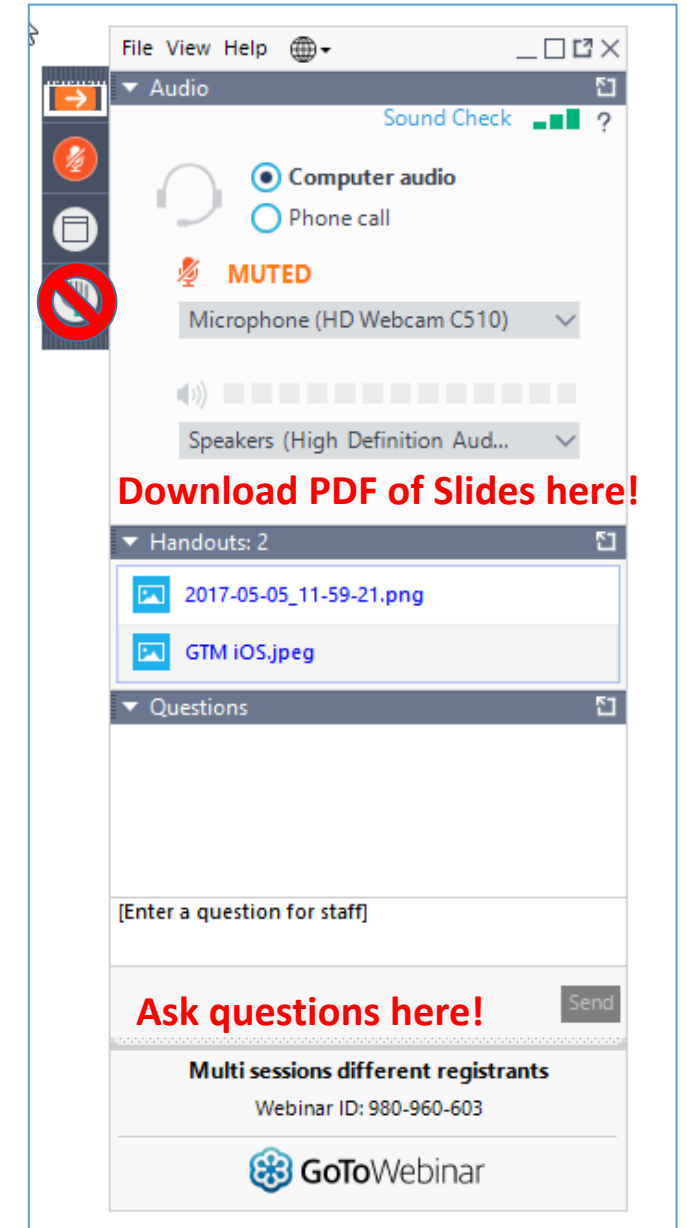
Universal Service
Administrative Co.

DISCLAIMER

To accommodate all attendees, real-time closed captions will be present during this presentation. We apologize in advance for any transcription errors or distractions. Thank you for your support.

Housekeeping

- The audience will remain on mute.
- Enter questions at any time using the “**Questions**” box.
- A copy of the presentation is in the “**Handouts**” section of webinar panel.
- This webinar is being recorded and a copy of the presentation will be on our website under Service Providers and “**Webinars**”.



Meet the Presenter

Al Cipparone

Senior Telecom Industry Analyst | Contributor Operations

Mr Cipparone is a member of the 499 team that analyzes revenue reported on the FCC Form 499-A.

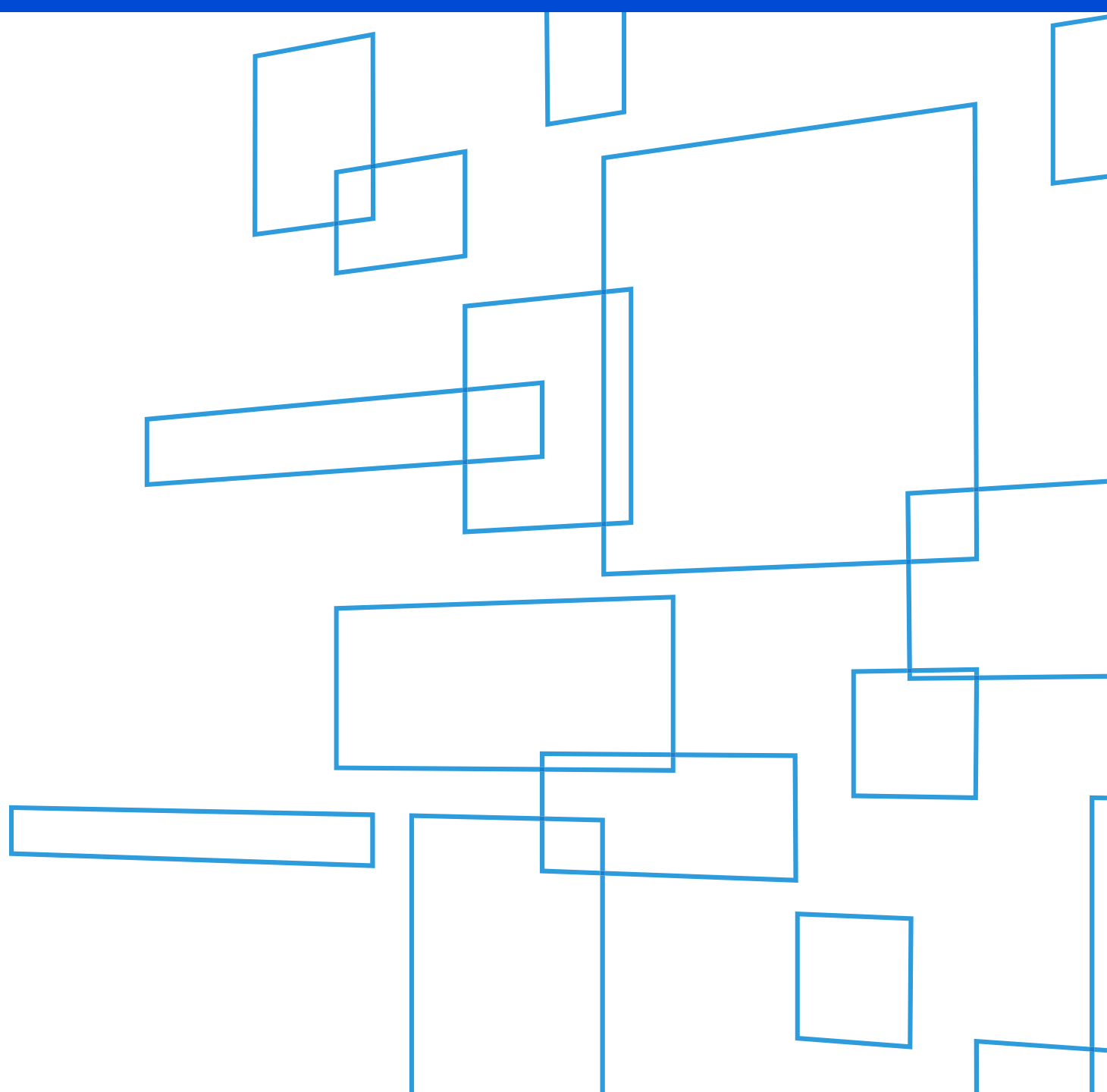
Al joined USAC in 2022 after many years in the telecommunications industry.

Raised in mid-Michigan, he moved to the Washington, DC area in 1984.

[Email: Albert.Cipparone@usac.org](mailto:Albert.Cipparone@usac.org)

Webinar Overview

In this webinar, designed for service providers new to USAC, we'll cover the basics of the 499 ID and the filing requirements.



Agenda

- 498 ID & 499 ID Purpose
- USAC's Website
- 499 ID Assignment
- Filing Calendar
- Quarterly Form 499-Q
- Annual Form 499-A


498 ID & 499 ID

Understanding the Difference

Purpose of These IDs

499 ID

- Takes its name from the registration form – FCC Form 499-A
- Identification used to contribute to the Universal Service Fund



498 ID

- Takes its name from the registration form – FCC Form 498
- Identification used to receive Universal Service funding

Universal Service Fund

ID Differences

498 ID

Nine-digit number beginning with “143” or “443”
(i.e. 143999999, or 443999999)

Who –

Telecommunications Providers

- Nine-digit number beginning with “143”

Why - to receive funding from any of the 4 programs USAC administers: *Rural Health Care, High Cost, Lifeline, E-Rate*

499 ID

Six-digit number beginning with an “8” (i.e. 889993)

Who - All telecommunications Providers, including VoIP service providers and resellers

Why - to contribute to the Universal Service Fund

ALWAYS include these numbers on any correspondence with USAC.

Companies that have a 498 ID don't necessarily have to have a 499 ID, and vice versa!

499 ID Assignment

Next Steps

Email Notification of Assignment

Next Steps

Two emails were sent to the Company Officer listed on the registration form.

1. Company Officer username and log in instructions for E-File.
2. Assignment of the 499 Filer ID and a list of forms you are required to file.

The Company Officer should now add any employees as users to USAC's E-File system. Functions performed in E-File are form preparers, additional company officers and employees responsible for paying USAC invoices.

ALL FCC Forms must be submitted online through E-File. Paper copies are not accepted.

Required Form Filings

Included in Assignment Email

The FCC Forms listed are based on the date you entered as the date you started selling telecom.

If you've entered the date the company started, you'll need to correct it!



Universal Service
Administrative Co.

FCC FORM 499 APPROVAL CONFIRMATION

Thank you for registering with USAC to set up the FCC Form 499 account for [REDACTED] LLC. USAC has completed the processing of your registration and the new 499 Filer ID for [REDACTED]. Please review "What and How to File" [in the Contributor section](#) on USAC's website to determine which future FCC Form 499 filings you are required to submit.

Required Previous FCC Form 499 Filings

The information reported on line 228 states that N [REDACTED] LC first provided telecommunications in U.S. on **May 2023** and because of this Nativ [REDACTED] must complete and submit the following previous FCC Form 499 filings:

499Q Filings

- May 2023 FCC Form 499-Q
- February 2023 FCC Form 499-Q

Please note: FCC Form 499A 2014 and up filings must be submitted electronically through E-file while FCC Form 499A 2013 and prior must be sent via hardcopy mail to USAC.

NOTE: FCC Form 499A 2014 and up filings must be submitted electronically through E-file while FCC Form 499A 2013 and prior must be sent via hardcopy mail to USAC.

If you have any questions, please contact USAC at (888)641-8722 or CustomerSupport@usac.org.

Online Resources

USAC Website

www.usac.org

COVID-19 Update: USAC remains open for business. [Learn more about USF program responses.](#)



Subscribe Payments Open Data [Sign In](#)

Tools – Sign in to USAC's online systems

About ▾ E-Rate ▾ Rural Health Care ▾ Lifeline ▾ High Cost ▾ Service Providers ▾

Program Specific webpages



Connecting Millions to Broadband Services

The Universal Service Fund helps communities and people across the U.S. stay connected to the information, resources, and care they need.



USAC administers the Universal Service Fund under the direction of the Federal Communications Commission (FCC).

Scroll down the page for links to program pages, as well as statistics on the universal service fund.

Newsletter Subscription

ⓘ **COVID-19 Update:** USAC remains open for business—Washington, DC office closed. [Learn more about USF program responses.](#)



Subscribe

Payments

Open Data

Sign In



Found on main webpage
at www.usac.org

About ▾

E-rate ▾

Rural Health Care ▾

Lifeline

Choose Program

Affordable Connectivity Program (ACP)

- ☐ Claims Updates
- ☐ Consumer Group Updates
- ☐ Program Updates
- ☐ Service Provider Training Invitations
- ☐ System and Technical Updates

E-Rate

- ☐ News Brief
- ☐ Tribal Newsletter

☐ Tribal Stakeholders

High Cost

- ☐ Detailed HUBB Updates
- ☐ Program Updates

Lifeline

- ☐ Program Newsletter
- ☐ NLAD Bulletin
- ☐ Consumer Advocates


Rural Health Care (RHC) Program

- ☐ Healthcare Connect Fund (HCF) Program (Consortia)
- ☐ Healthcare Connect Fund (HCF) Program (Individual HCPs)
- ☐ Telecom Program

Service Providers

- ☒ FCC Form 499 (Contributors)

USAC's Online Filing System – E-File



‘**Sign In**’ page will prompt you for a username and password to log in to the E-File system.

USAC maintains security using a multi-factor authentication system, sending the user id (email address) a 6-digit code to enter, prior to logging in to the system.

It’s important not to share usernames.
That’s a violation of our terms and conditions.

The image shows the USAC login page. It includes the USAC logo, a sign-in form with fields for Username and Password, a 'Forgot password?' link, a checkbox for accepting terms and conditions, and a 'Sign In' button. At the bottom, there is a link to 'Create an account'.

Service Provider Specific Menu

Click on the words '**Service Providers**' and you'll see a drop-down menu with topics specific to Service Providers, the Forms 499 and 498 as well as a monthly invoice explanation.

Use the search box in the upper right-hand corner if navigating the menu is confusing.

The screenshot displays the Universal Service Administrative Co. website. At the top left is the logo. The top navigation bar includes links for 'Subscribe', 'Payments', 'Open Data', and a 'Sign In' button. A search box is located in the upper right corner, highlighted with an orange rectangle. Below the navigation bar, a horizontal menu contains 'About', 'E-rate', 'Rural Health Care', 'Lifeline', and 'Hi'. A blue arrow points from the 'Hi' link to a 'Service Providers' dropdown menu, which is highlighted with a blue border. The dropdown menu is open, revealing a grid of links organized into four columns. The first column lists: 'Service Providers Home', 'Contributing to the USF', 'Who Must Contribute', 'Register for a 499 ID', 'Manage Your 499 ID', 'Forms to File', 'When to File', 'What to Expect After Filing', and 'Making Revisions'. The second column lists: 'Making Payments', 'How to Pay', 'Contribution Factors', 'Invoices', 'Late Payments, DCIA, Red Light', 'Billing Disputes', 'Credit Balance Refunds', 'Annual True-Up Process', 'Non-USAC Payments', and 'Request Invoice Copy'. The third column lists: 'Participating in a USF Program', 'Register for a 498 ID', 'Manage Your 498 ID', 'Disbursement Schedules', 'DATA Act', 'Resources', 'Announcements', 'Appeals and Audits', 'Forms & Instructions', 'Glossary of Terms', and 'Multi-Factor Authentication'. The fourth column lists: 'Learn', 'Videos', 'Webinars', 'Newsletter', 'FAQs', and 'Contact Us'.

Service Providers Home	Making Payments	Participating in a USF Program	Learn
Contributing to the USF	How to Pay	Register for a 498 ID	Videos
Who Must Contribute	Contribution Factors	Manage Your 498 ID	Webinars
Register for a 499 ID	Invoices	Disbursement Schedules	Newsletter
Manage Your 499 ID	Late Payments, DCIA, Red Light	DATA Act	FAQs
Forms to File	Billing Disputes	Resources	Contact Us
When to File	Credit Balance Refunds	Announcements	
What to Expect After Filing	Annual True-Up Process	Appeals and Audits	
Making Revisions	Non-USAC Payments	Forms & Instructions	
	Request Invoice Copy	Glossary of Terms	
		Multi-Factor Authentication	

Webinar Training Announcements

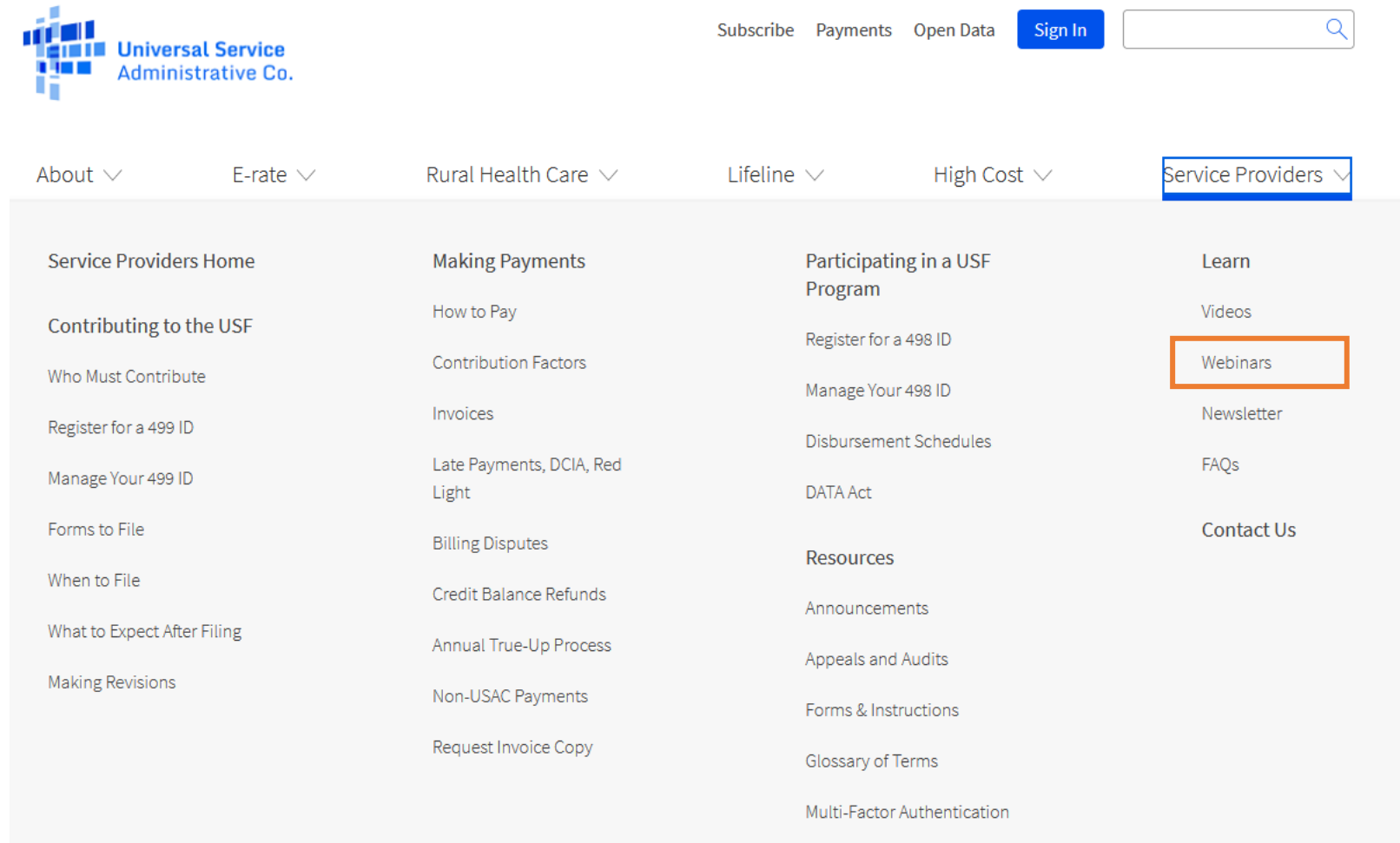
Annual Form Training

- February

Monthly Trainings

- New 499 ID
- Office Hours – open topic and discussion

Previous webinar recordings also stored here.



The screenshot shows the Universal Service Administrative Co. website. The header includes the logo, navigation links (Subscribe, Payments, Open Data, Sign In), and a search bar. The main navigation bar has dropdown menus for About, E-rate, Rural Health Care, Lifeline, High Cost, and Service Providers. The Service Providers dropdown is open, showing a list of links. The 'Webinars' link is highlighted with an orange border. The list of links in the Service Providers dropdown includes: Service Providers Home, Contributing to the USF, Who Must Contribute, Register for a 499 ID, Manage Your 499 ID, Forms to File, When to File, What to Expect After Filing, Making Revisions, Making Payments, How to Pay, Contribution Factors, Invoices, Late Payments, DCIA, Red Light, Billing Disputes, Credit Balance Refunds, Annual True-Up Process, Non-USAC Payments, Request Invoice Copy, Participating in a USF Program, Register for a 498 ID, Manage Your 498 ID, Disbursement Schedules, DATA Act, Resources, Announcements, Appeals and Audits, Forms & Instructions, Glossary of Terms, Multi-Factor Authentication, Learn, Videos, Webinars (highlighted), Newsletter, FAQs, and Contact Us.

Universal Service Administrative Co.

Subscribe Payments Open Data Sign In

About E-rate Rural Health Care Lifeline High Cost Service Providers

Service Providers Home

Contributing to the USF

Who Must Contribute

Register for a 499 ID

Manage Your 499 ID

Forms to File

When to File

What to Expect After Filing

Making Revisions

Making Payments

How to Pay

Contribution Factors

Invoices

Late Payments, DCIA, Red Light

Billing Disputes

Credit Balance Refunds

Annual True-Up Process

Non-USAC Payments

Request Invoice Copy

Participating in a USF Program

Register for a 498 ID

Manage Your 498 ID

Disbursement Schedules

DATA Act

Resources

Announcements

Appeals and Audits

Forms & Instructions

Glossary of Terms

Multi-Factor Authentication

Learn

Videos

Webinars

Newsletter

FAQs

Contact Us


Additional Learning Resources


The USAC website offers several options to learn via our online video library as well.

Click on the words '[Service Providers](#)' on the main webpage.

Videos

These videos are designed to help you understand and manage the form filing process, FCC requirements, and other elements to offer service provider support.

 [Overview](#)
[Accessing E-File](#)
[499 Filer ID Basics](#)
[E-File Navigation](#)

[FCC Form 498](#)
[FCC Form 499-A](#)
 [FCC Form 499-Q](#)

Contacting USAC

Message System within E-File

Customer Specific Contact

The best way to contact your assigned 499 analyst is via E-File Messages.

Located within the E-File portal, a secure message can be sent to ask specific questions about your filer ID, Forms 499, payments, invoice and any other inquiry.

The screenshot displays the 'Admin Center' interface for a user. At the top, there is a blue header bar with a 'Log Out' link. Below the header, the 'Admin Center' title is visible. A search bar contains the text '889993', and a 'Search' button is next to it. The main content area shows the customer name 'USAC Test Amy' and the ID '889993'. Below this, the 'Filer Status' is 'Active'. There are two expandable sections: 'Company Contacts' and 'Associated 498 IDs'. On the right side, there is a toggle switch for 'Notify USAC of De Minimis Status' with a help icon. Below the toggle, there is a 'Comments' button and a 'Company Details' button. At the bottom, there is a navigation bar with three tabs: '499 Forms', 'Payments', and 'Messages (0)'. The 'Messages (0)' tab is highlighted with an orange border. Below the navigation bar, the text '499 Forms' is displayed.

Admin Center

889993 Search

USAC Test Amy
889993

Filer Status: Active

Company Contacts + Associated 498 IDs +

Comments

Company Details

499 Forms Payments Messages (0)

499 Forms

Notify USAC of De Minimis Status ?
Notify USAC if your company will be
de minimis in the upcoming quarters.

Log Out

Adding E-File Users

Add Authorized Users in E-File

Only Company Officers can grant E-File access to additional users.

Click the down arrow next to your user ID in the top right-hand corner of the screen, then select the option, '[Add/Remove 499 Users](#)'.

At the next screen, click the blue button '[+Add User Accounts](#)'.

The image shows a two-step process for adding authorized users. On the left, a user profile dropdown for 'AmyOfficer@test.com' is shown with the 'Add/Remove 499 Users' option highlighted. An orange arrow points to the right, where the 'ADD OR REMOVE USER ACCOUNTS' screen is displayed. This screen includes instructions for adding and removing users, a '+ Add User Accounts' button (highlighted with an orange box), and a table for managing users. The table has columns for 'Officer(s)', 'Remove', 'Preparer(s)', and 'Remove'. The first row shows 'Amy Officer' with email 'AmyOfficer@test.com' and a 'Remove' checkbox. The second row is empty. At the bottom are 'Save' and 'Cancel' buttons.

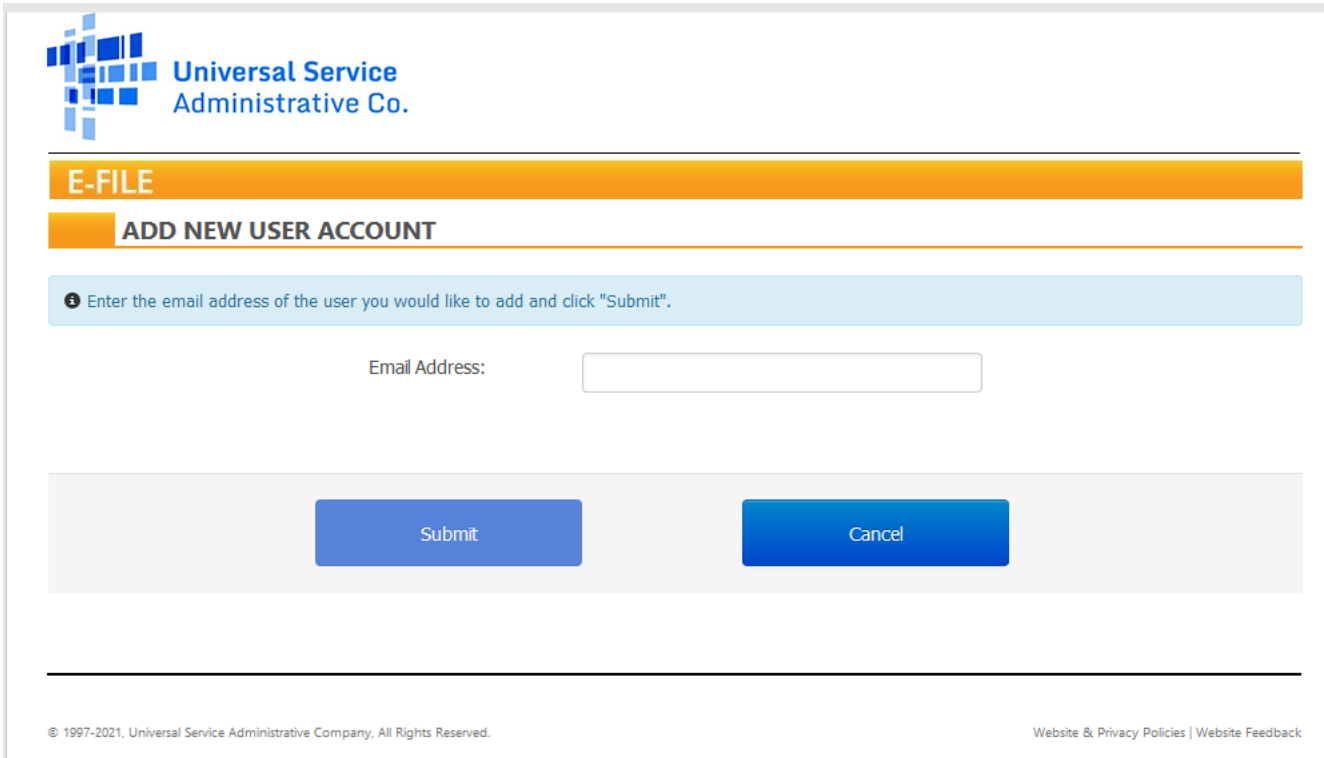
ADD OR REMOVE USER ACCOUNTS

Add User: To create/add a user to an account, click "Add User Account".

Remove User: To remove a user's access to an account, check the "Remove" check box next to the person's name and click "Save".

Officer(s)	Remove	Preparer(s)	Remove
Amy Officer	<input type="checkbox"/>		
	<input type="checkbox"/>		

Add Authorized Users in E-File



The screenshot shows the 'ADD NEW USER ACCOUNT' form within the E-File system of the Universal Service Administrative Co. The form includes a header with the company logo and name, a section title 'E-FILE', and a sub-header 'ADD NEW USER ACCOUNT'. A light blue instruction bar states: 'Enter the email address of the user you would like to add and click "Submit".' Below this is a label 'Email Address:' followed by an empty text input field. At the bottom of the form are two buttons: 'Submit' and 'Cancel'. The footer contains copyright information and links to 'Website & Privacy Policies' and 'Website Feedback'.

Universal Service Administrative Co.

E-FILE

ADD NEW USER ACCOUNT

Enter the email address of the user you would like to add and click "Submit".


Email Address:

Submit Cancel

© 1997-2021, Universal Service Administrative Company. All Rights Reserved. Website & Privacy Policies | Website Feedback

- The email address entered also acts as your E-File user ID
- The email address entered is specific to the person and not an email address shared with another person(s) or a generic email address (e.g. Billing @gmail.com)
- The email address listed above is the address to which business communications, including confidential business communications, may be sent.

Add Authorized Users in E-File



E-FILE

"ADD USER ACCOUNT" NON-EXISTING ACCOUNT

Email Address:

AnnOfficer@test.com

i This email address is not associated with an existing E-File user account. To continue granting entitlements to this person, complete the requested information below. Select whether the person's E-File account should have the capabilities of a company officer or preparer; select the Filer ID(s) the person should have access to, and click "Submit."

Name

First

MI

Last

Position Title

Job Title

Phone Number

XXX-XXX-XXXX

Ext.

☐ Click this box to confirm that

- The email address listed above is specific to the person and not an email address shared with another person(s); and
- The email address listed above is the address to which business communications, including confidential business communications, may be sent. The email address will be used to create an E-File user account and/or give the existing E-File user account additional entitlements.
- If granting company officer entitlements to the person listed above, clicking the box also confirms that the person listed above is a company officer of the selected company(ies) and Filer ID(s) identified below. [Click here for more information](#)

- Enter in the contact information of the user you are adding.
- Place a check mark in the box confirming that the user id you are adding meets the USAC terms and conditions.
- Scroll down to assign a role to the new user.

Add Authorized Users in E-File

The screenshot shows a user selection interface. At the top, there are two radio buttons: 'Company Officer' (unselected) and 'Preparer' (selected). This section is highlighted with an orange rectangle. Below this, there are two columns of Filer IDs. The left column, titled 'All FilerIDs', contains the number '889993'. The right column, titled 'Selected FilerIDs', is currently empty. Between the two columns are two arrows: a right-pointing arrow on top and a left-pointing arrow on the bottom. At the bottom of the interface are two buttons: 'Submit' and 'Cancel'.

- Determine the level of access you will grant to the new user.
 - Company officers are the only persons who can certify an FCC Form.
 - Company officers can also add/remove users who have authority to access the account.
- Select which Filer IDs the new user will have access to by highlighting the filer ID and clicking the right arrow button to move it to the 'Selected Filer IDs' column.
- Complete the set up by clicking the 'Submit' button

2024 Filing Calendar

When to File the FCC Forms 499

Types of FCC Form 499

FCC Form 499-A

1. Required for EVERYONE
2. The [FCC Form 499-A](#) is the annual form used to report the company's *actual* revenue billed during the prior calendar year.
3. The FCC Form 499-A is due annually on April 1.
4. USAC will notify you of due date.

FCC Form 499-Q

1. Required for all non-*de minimis* filers
2. The [FCC Form 499-Q](#) is used to *project* or *forecast* the company's revenue for the next calendar quarter.
3. The FCC Form 499-Q due dates:
 - February 1
 - May 1
 - August 1
 - November 1
4. USAC will not notify you of due dates

2024 Filing Deadlines

Due Date	Revenue Reported	Revision Deadline	Contributor Invoice
FCC Form 499-Q February 1, 2024	2Q projected 2024 4Q revenue 2023	March 18, 2024	April – June 2024
FCC Form 499-A April 1, 2024	Prior year: 2023 January – December	March 31, 2025	July 2024
FCC Form 499-Q May 1, 2024	3Q projected 2024 1Q revenue 2024	June 17, 2024	July – September 2024
FCC Form 499-Q August 1, 2024	4Q projected 2024 2Q revenue 2024	September 16, 2024	October – December 2024
FCC Form 499-Q November 1, 2024	1Q projected 2025 3Q revenue 2024	December 16, 2024	January – March 2025

Quarterly Filing Periods

Filing Dates – from the FCC Form 499-Q

One form is used to file all four of the quarterly filings. The relevant time periods are included on the form showing the filer exactly what time periods the form is reporting.

Below is a screen shot from E-File's data entry for the FCC Form 499-Q. You can find a copy of this form on our [website](#).

Block 3: Contributor Historical and Projected Revenue Information

113. Indicate which Quarterly filing this represents

Filing due

- ☐ November 1, 2023
- ☒ February 1, 2024
- ☐ May 1, 2024
- ☐ August 1, 2024

Historical revenues (lines 115-118) for

July 1 - September 30, 2023

October 1 - December 31, 2023

January 1 - March 31, 2024

April 1 - June 30, 2024

Projected revenues (lines 119-120) for

January 1 - March 31, 2024

April 1 - June 30, 2024

July 1 - September 30, 2024

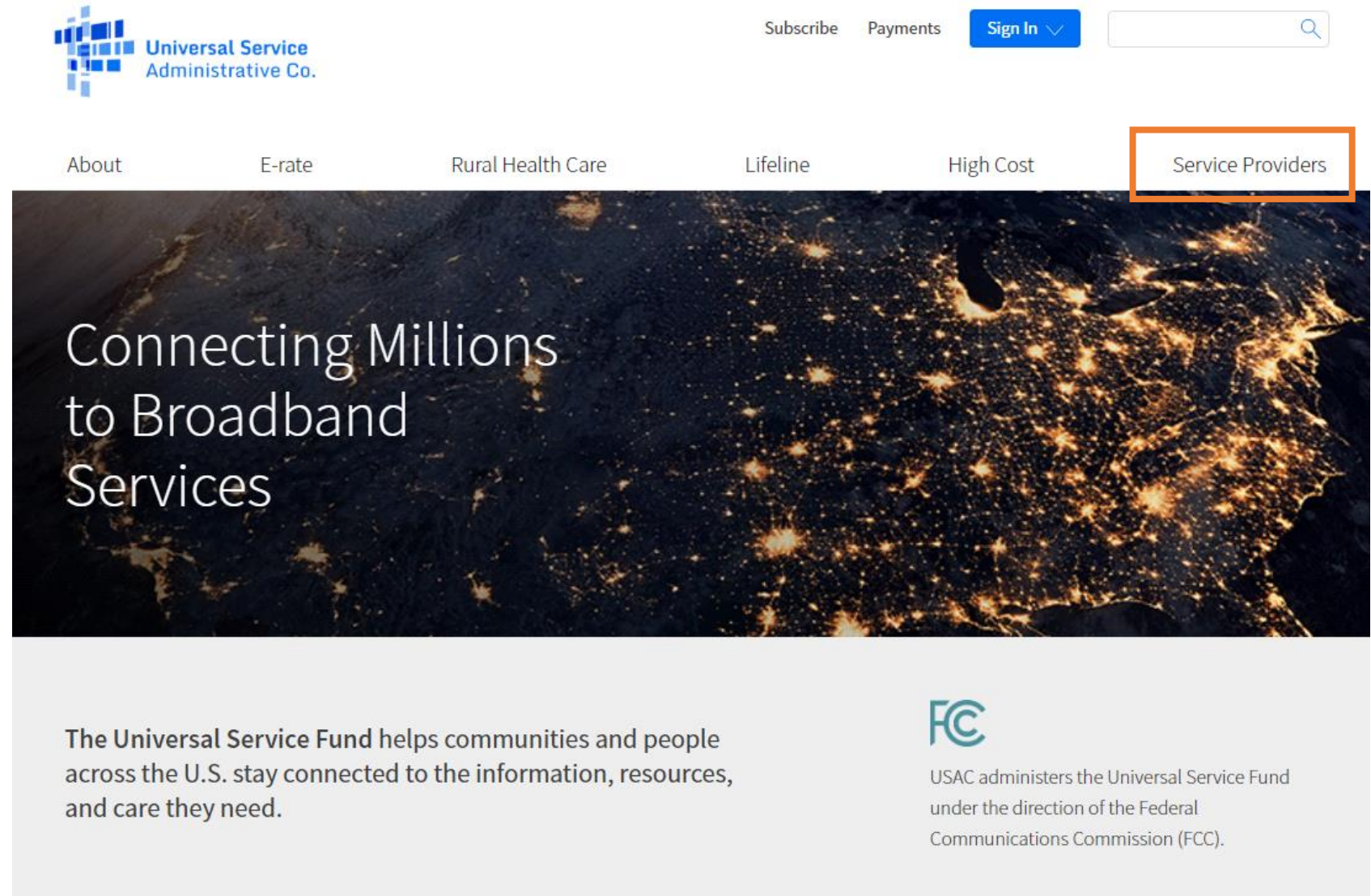
October 1 - December 31, 2024

Find the FCC Forms 499

Navigate to USAC's website:
www.usac.org

Click on the words “[Service Providers](#)” from the top right hand of page.

Mega Menu will display with further menu selections for Service Providers.



Find the FCC Forms

Select “Forms & Instructions”
from the drop-down mega
menu.

The screenshot shows the Universal Service Administrative Co. website. The top navigation bar includes the logo, links for 'Subscribe', 'Payments', 'Open Data', and a 'Sign In' button. A search bar is also present. The main navigation menu is expanded, showing categories like 'About', 'E-rate', 'Rural Health Care', and 'Lifeline'. The 'Lifeline' category is selected, and its sub-menu is displayed. The 'Service Providers' link is highlighted with an orange box and an arrow. The 'Forms & Instructions' link is also highlighted with an orange box and an arrow.

Universal Service Administrative Co.

Subscribe Payments Open Data Sign In

About ▾ E-rate ▾ Rural Health Care ▾ Lifeline ▾

Service Providers ▾

Service Providers Home

Contributing to the USF

Who Must Contribute

Register for a 499 ID

Manage Your 499 ID

Forms to File

When to File

What to Expect After Filing

Making Revisions

Making Payments

How to Pay

Contribution Factors

Invoices

Late Payments, DCIA, Red Light

Billing Disputes

Credit Balance Refunds

Annual True-Up Process

Non-USAC Payments

Request Invoice Copy

Participating in a USF Program

Register for a 498 ID

Manage Your 498 ID

Disbursement Schedules

DATA Act

Resources

Announcements

Appeals and Audits

Forms & Instructions

Glossary of Terms

Multi-Factor Authentication

Learn

Videos

Webinars

Newsletter

FAQs

Contact Us

Form 499 & Instructions

All 3 forms relevant to Service Providers can be found on this page.

The paper copy of the instructions as well as the form itself are listed in this section. Actual forms are the last pages of the instructions document.

Click on the name to open up a .pdf document.

[FCC Form 499-Q](#)

- filed 4 times a year.

[FCC Form 499-A](#)

- filed once a year

The screenshot shows the Universal Service Administrative Co. website. The top navigation bar includes links for About, E-rate, Rural Health Care, Lifeline, High Cost, and Service Providers (which is highlighted). Below the navigation bar is a breadcrumb trail: USAC | Service Providers | Resources | Forms & Instructions. The left sidebar contains a 'Resources' section with a 'Forms' dropdown menu. The 'Forms & Instructions' link is selected, showing a list of resources including Prior Year Forms, USAC-Designed Forms and Templates, Upcoming Dates, Announcements, Quick Links, Glossary of Terms, Appeals and Audits, and Multi-Factor Authentication. The main content area is titled 'Forms & Instructions' and contains a list of forms. A blue arrow points to the 'FCC Form 499-A' entry.

Form Name	Due Date	Who Must File
FCC Form 498 FCC Form 498 and Instructions	Submit at any time	Service providers participating in USF Programs Learn more
FCC Form 499-A FCC Form 499A and Instructions	April 1	All 499 Filer IDs Learn more
FCC Form 499-Q FCC Form 499-Q and Instructions	Feb 1, May 1, Aug 1, Nov 1	All contributors to USF Learn more

The links open a .pdf document that contain the instructions to the form, with a copy of the form at the end of the document.

These documents are provided for reference only, as the forms must be completed online through USAC's E-File system

Questions?

Quarterly Filing

Who is Required to File the 499-Q

FCC Form 499-Q Purpose

What is it?

- The FCC Form 499-Q (quarterly) is used to determine the amount of money a company must contribute to the universal service fund for a quarter.
- *It is similar in concept to the IRS quarterly estimated tax forms a business must file.*
- While the filer reports both historical and projected revenues on the form, **only the projected revenues are used to determine the contribution amount** billed in the upcoming quarter.

Define “*de minimis*”

Definition of *de minimis*

A filer qualifies for *de minimis* status for a given calendar year when the revenue reported on its corresponding FCC Form 499-A is such that the calculated annual contribution to the federal Universal Service Fund is less than \$10,000.


Annual Revenue Threshold

For calendar year 2024, filers that bill less than **\$41,841** of combined **end user** interstate and international telecommunication revenues will be considered *de minimis* for 2024.

If the company has determined that they will be required to be a direct contributor to the Federal Universal Service Fund, that company must file an FCC Form 499-Q, the quarterly filing.

Who Must File

1. Every non de minimis telecommunications company must file the FCC Form 499-Q. This means your company is a direct contributor to the FUSF and is billed monthly by USAC. If the company does not file, a late filing fee will be applied.
2. *De minimis* filers are not required to file the FCC Form 499-Q, but must notify USAC of their status by selecting the *de minimis* button on their main screen.



USAC Test Amy
8899993

Filer Status: Active

Notify USAC of De Minimis Status ⓘ
Notify USAC if your company will be [de minimis](#) in the upcoming quarters.

☐

An orange arrow points from the text 'by selecting the de minimis button on their main screen' in the list above to the 'Notify USAC of De Minimis Status' toggle switch in the interface.

Filing Online

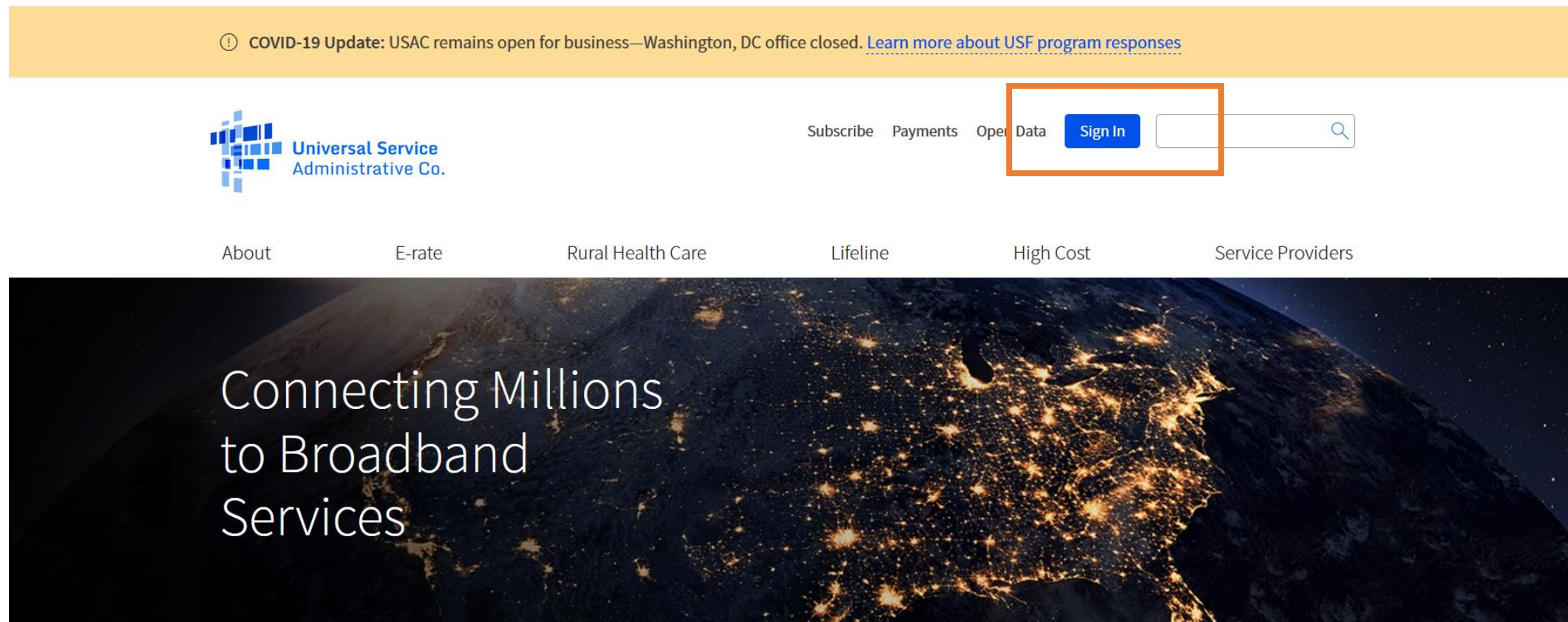
Accessing the Forms Through E-File

Online Filing – Before You Start

- Chrome and Firefox internet browsers are recommended.
 - Safari and mobile access is not recommended.
- Make sure your internet browser's 'pop up blocker' is **OFF**.
 - The system opens a new window to display the data entry screen for the FCC Form 499-Q.
 - If you have clicked '**Start Form**' and you don't see a new, smaller window – you most likely have the pop-ups blocked.
- Please ensure these email addresses from USAC don't go to your SPAM folder!
 - Important USAC communication comes from the following emails:
 - ✓ 'form499@usac.org'
 - ✓ 'CustomerSupport@usac.org'
 - ✓ 'form499@universalservice.org'
- Not sure if you are *de minimis* or not? FILE the form anyway!
 - We would rather have you report your revenues than us having to estimate on your behalf.

Log in to E-File

All data entry and submission of 499 forms is done while logged in to USAC's online system called E-File. You can log in from the main USAC webpage, www.usac.org, by clicking the blue 'Sign In' button at the top of the page.



Online Filing the FCC Forms 499

Once logged in to E-File, the service provider portal will appear. Only systems in which you have authorization to access will appear. In this example, the user can only access the 498 ID and the 499 Filer ID. Select the paragraph '[Manage FCC Forms 499](#)'.

Universal Service Administrative Co. [Sign Out](#)

Dashboard

Information: In accordance with the Supply Chain orders, new certifications have been added to the following forms: RHC - FCC Form 463 and the Telecom invoice, E-rate - FCC Form 473, and High Cost & Lifeline - FCC Form 481. Service providers are required to submit these annual certifications. For additional information, visit the [USAC Supply Chain](#) page.

Upcoming Dates

- 09/12 2023** [Webinar: New 499 ID Basics](#)
- 09/13 2023** [Webinar: Managing Your 499 ID](#)
- 09/15 2023** [August Form 499-Q Revision Deadline](#)

Service Providers

- Manage FCC Forms 498** - Provide contact and banking information for entities that receive support from universal service programs, manage authorized users.
- Manage FCC Forms 499** - Report revenue on FCC Forms 499, make USF payments, view payment history, download invoice summary and manage users.

Help?

- Send us a message** [Click here](#)
- Call us** (888) 641-8722

Online Filing the FCC Forms 499

Using the E-File navigation system, navigate to the Filer ID that you wish to work on, if you have more than one 499 Filer ID.

Scroll to the bottom of the screen and summary view of the FCC Form 499s.

The forms are listed in chronological order. In the 'Action' column, your choices for form entry are in blue.

[499 Forms](#) [Payments](#) [Messages \(0\)](#)

499 Forms

ⓘ You have 7 filing(s) that require attention. Those filings are identified below marked in yellow in the Status column. ✕

Sort By
Summary View ▾

Displaying 1 to 10 of 19 records











499 Forms	Receipt Date	Status	View	Action	DCA Approval Date	Admin
499-Q - August 2023 Filing		Not Started		Start Form		
499-Q - May 2023 Filing		Not Started		Start Form		
499-A - 2023 Filing		USAC Estimate		Revise Certify		Admin
499-Q - February 2023 Filing		USAC Estimate		Revise Certify		Admin
499-Q - November 2022 Filing		USAC Estimate		Revise Certify		Admin
499-A - 2022 Filing - Rev 1		Cancel		Revise Certify		Admin
499-A - 2022 Filing		USAC Estimate		Revise Certify		Admin

Online FCC Form Status

There are a number of different statuses that a form can be assigned.

Not Started, Certified, DCA Approved are the most common.

A complete list of the different statuses can be found [here](#).

499 Forms	Receipt Date	Status	View	Action	DCA Approval Date	Admin
499-Q - November 2023 Filing		Not Started		Start Form		
499-Q - August 2023 Filing	07/31/2023	Approved		Revise Certify	07/31/2023	Admin
499-Q - May 2023 Filing		Approved		Revise Certify	04/14/2023	Admin
499-A - 2023 Filing - Rev 1		Pending Officer Approval		Revise Certify		Admin
499-A - 2023 Filing	02/24/2023	Issue - Response Required		Revise Certify	03/07/2023	Admin
499-Q - February 2023 Filing - Rev 2		Approved		Revise Certify	03/02/2023	Admin
499-Q - November 2022 Filing	09/30/2022	Approved		Revise Certify	12/17/2022	Admin
499-A - 2022 Filing - Rev 1		Issue - Response Required		Revise Certify		Admin
499-A - 2021 Filing - Rev 10	01/27/2022	Approved		Revise Certify	01/27/2022	Admin
499-A - 2020 Filing - Rev 4		Issue - Response Required		Revise Certify		Admin
Show <input type="text" value="10"/> records						
< 1 > of 4 pages						

Monthly Invoice

How USAC Uses the Revenues on the 499-Q

USAC Online Invoice

On or around the 15th of the month, an online invoice is available to authorized users in E-File.

To access this invoice page, from the 'Payments' section, scroll down to the 'Select Payment View', click in the box, and select 'Invoices'.



Invoice Number:
Statement Date: 08/21/2020
New Balance:
Payment Due Date: 09/15/2020

Filer ID
Billing Contact

STATEMENT OF ACCOUNT

Date	Description	Charges/Credits
	Previous Balance	
08/11/2020	Payment	
08/14/2020	Support Mechanism Adjustment - 2020 499A	
08/14/2020	Support Mechanism Charges	

"Support Mechanism Charge" is your monthly contribution.

TOTAL OUTSTANDING USAC BALANCE AS OF 08/14/2020

Transactions occurring after 08/14/2020 are not reflected in this statement.

*Please note that this is just the summary page of your invoice. A full invoice with more detail is being mailed to you.

Payment Information

To make payments go to www.usac.org/pay

Under the Debt Collection Improvement Act of 1996 (Pub. L. 104-134) (DCIA), your BALANCE DUE is a demand that you pay a DEBT owed to the United States on or before the DUE DATE. Any portion of the DEBT unpaid after the DUE DATE is a DELINQUENT DEBT, which incurs interest at the annual rate equal to the U.S. prime rate as of the DATE OF DELINQUENCY plus 3.5 percent from that DATE until the DEBT is paid in full. Any portion of the DEBT unpaid more

Summary

\$0.00

Total Payment Due

Make a Payment

Details

\$0.00

Total Current

\$0.00

Total Past Due

Select Payment View

Payment History

Payments

No payment data within the last 24 months.

Return to Account Summary

Select Payment View

See the payment history, invoices, balance details

Payment History

Invoices

Invoice History

Balance Details

True-Up Statements

USAC Paper Invoice

DETAILED SUMMARY OF CHARGES AND CREDITS

Page 1, Lower left hand side

FORM 499Q DATA

This month's support mechanism charges were calculated using an FCC contribution factor of 0.212000 and the following revenue data:

November 2019 499Q


120b	\$108,378.00
120c	\$0.00

If the figures do not correspond with your records, please contact USAC Customer Service at 888-641-8722

USAC takes the revenue input on Line 120b + 120c
This is displayed on your invoice, page 1, lower left corner.



USAC outlines the calculations for the monthly contribution amount on page 2 of the invoice.



SUPPORT MECHANISM CHARGES

Your monthly support mechanism charges were calculated according to the following formulas:

Quarterly Contribution Base

The quarterly contribution base is a portion of your quarterly revenue that USAC considers when determining your quarterly Universal Service Fund contribution. The quarterly contribution base equals your interstate plus international revenue. Your current quarterly contribution base equals:

$$\frac{\$108,378.00}{\text{Interstate Revenue (Line 120B)}} + \frac{\$0.00}{\text{International Revenue (Line 120C)}} = \frac{\$108,378.00}{\text{Quarterly Contribution Base}}$$

Adjusted Quarterly Contribution

USAC adjusts carriers' quarterly contribution bases by the amount that they are expected to contribute in that quarter. The calculation for an adjusted contribution amount is as follows, and takes into account the circularity deduction:

$$\begin{aligned} &\frac{\$108,378.00}{\text{Quarterly Contribution Base}} * \frac{0.212000}{\text{FCC Contribution Factor}} = \frac{\$22,976.14}{\text{Unadjusted Contribution}} \\ &\frac{\$22,976.14}{\text{Unadjusted Contribution}} - \left(\frac{\$22,976.14}{\text{Unadjusted Contribution}} * \frac{0.175696}{\text{FCC Circularity Factor}} \right) = \frac{\$18,939.32}{\text{Adjusted Contribution}} \end{aligned}$$

De Minimis Eligibility

Carriers whose expected annual contribution is less than \$10,000 are considered de minimis and are exempted from paying into the Universal Service Fund. To be exempt, a carrier must meet the de minimis criteria on both the current 499A and 499Q forms.

You meet the de minimis criteria on neither the 499A or the current 499Q. Therefore, you are not eligible for the de minimis exemption during the current quarter.

Your eligibility was calculated using the contribution factors established by the FCC for determining de minimis status on each form:

499A:

$$\frac{\$466,977.82}{\text{499A Contribution Base}} * \frac{0.178000}{\text{FCC Estimated Annual Factor}} = \frac{\$83,122.05}{\text{Estimated 499A Contribution}}$$

499Q:

$$\frac{\$18,939.32}{\text{Adjusted Contribution}} * 4 = \frac{\$75,757.30}{\text{Estimated 499Q Contribution}}$$

For more information on the FCC estimated annual factor, please see the Form 499A Instructions. For more information on the current FCC contribution factor, visit the FCC website at www.fcc.gov.

Support Mechanism Charges

Your total monthly contribution is determined by multiplying one-third of your adjusted quarterly contribution base by the current quarter's FCC contribution factor.

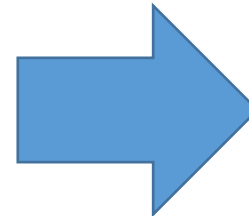
$$\frac{1}{3} * \frac{\$18,939.32}{\text{Adjusted Quarterly Contribution}} = \frac{\$6,313.11}{\text{Total Monthly Contribution}}$$

USAC Paper Invoice

February 2024 FCC Form 499-Q

April, May, June 2024
USAC invoices

114. Check if using safe harbor to allocate interstate/intrastate revenues for each of the following (as applicable):	<input type="checkbox"/> Cellular and Broadband	<input type="checkbox"/> Paging	<input type="checkbox"/> Analog SMR	<input type="checkbox"/> Interconnected VoIP
Historical billed revenues with no allowance or deductions for uncollectables. See instructions.	Total Revenues in \$ (a)	Interstate Revenues in \$ (b)	International Revenues in \$ (c)	
115. Telecommunications provided to other universal service contributors for resale as telecommunications or as interconnected VoIP	\$0.00	\$0.00	\$0.00	
116. End-user telecommunications revenues including any pass-through charges for universal service contributions, but excluding international-to-international revenues	\$0.00	\$0.00	\$0.00	
117. All other goods and services	\$0.00	Column (b) and (c) not requested for Lines 117 and 118		
118. Gross-billed revenues from all sources [sum of above]	\$0.00			
119. Projected gross-billed end-user interstate and international telecommunications revenues including any pass-through charges for universal service contributions, but excluding international-to-international revenues		\$0.00	\$0.00	
120. Projected collected end-user interstate and international telecommunications revenues including any pass-through charges for universal service contributions, but excluding international-to-international revenues		\$0.00	\$0.00	



The revenue projections entered on Line 120 will be used for determining your contribution amounts billed on the 1st quarter of 2024 invoices.

Universal Service Administrative Co.

ABC Communication, Inc.
Attention: Edward Smith
316 Universal Avenue, Suite 100
Washington, DC, 20005

Filer 499 ID: 838000
Invoice Number: UBD00009056607
Statement Date: 07/22/2019
New Balance: \$ 26,326.80
Payment Due Date: 08/15/2019

ACCOUNT STATUS

• Account is in good standing.

STATEMENT OF ACCOUNT

Date	Description	Charges	Credits
06/19/2019	Previous Balance	\$10,498.84	
06/27/2019	Payment		(\$5,249.42)
07/15/2019	Support Mechanism Charges	\$6,352.26	(\$5,249.42)
07/15/2019	Support Mechanism Adjustment - 2019 499A	\$19,974.54	
TOTAL OUTSTANDING USAC BALANCE AS OF 7/15/2019		\$26,326.80	

Transactions occurring after 07/15/2019 are not reflected on this statement.

Under the Debt Collection Improvement Act of 1996 (Pub. L. 104-134) (DCIA), your BALANCE DUE is a demand that you pay a DEBT owed to the United States on or before the DUE DATE. Any portion of the DEBT unpaid after the DUE DATE is a DELINQUENT DEBT, which may result in sanctions, including interest, penalties, and administrative charges. Failure to file a Telecommunications Worksheet may result in a late filing fee DEBT added to your BALANCE DUE. Read the reverse of this invoice for important information about these sanctions and your legal rights and obligations.

Statement Date	Invoice Number	Filer 499 ID	Balance Due USAC
07/22/2019	UBD00009056607	838000	\$26,326.80

FORM 499-Q DATA

This month's support mechanism charges were calculated using an FCC contribution factor of 0.244000 and the following revenue data:

	May 2019 499Q
120a	\$97,208.00
120c	\$0.00

If the figures do not correspond with your records, please contact USAC Customer Service at 888-641-8722

PAYMENT INFORMATION

All payments received (regardless of specific instructions) will be applied to your outstanding USAC balance in historical order as outlined in FCC order 07-150.

Go to www.usac.org/pay to make a payment.

Balance Due USAC

\$26,326.80

ON (don't) will be applied to a payment.

pay a DEBT owed to the United States result in sanctions, including interest, and to your BALANCE DUE. Read the reverse of this invoice for important information about these sanctions and your legal rights and obligations.

Balance Due USAC

\$26,326.80

FORMATION

specific instructions) will be applied to a payment.

to make a payment.

Page 1 of 4

Questions?

Annual Filing FCC Form 499-A

FCC Form 499-A Purpose

What is it?

A company reports their actual historical revenues on the FCC Form 499-A.

The 2024 FCC Form 499-A reports actual revenues from calendar year 2023.

USAC takes the revenue on the 2024 FCC Form 499-A and compares to the projected revenue from the quarterly FCC Forms 499-Q that were filed in 2023.

Estimated Revenues – Total for Year

499-Q November 2022 Filing (1Q 2023)
499-Q February 2023 Filing (2Q 2023)
499-Q May 2023 Filing (3Q 2023)
499-Q August 2023 Filing (4Q 2023)

Compare to

Actual Revenues

- 2024 FCC Form 499-A
January – December 2023

Compare 499-Q revenue to the 499-A revenue

If the company's projected revenues for calendar year 2023, reported on the FCC Form 499-Qs, are **too high**, USAC will calculate your credit.

The company 'contributed' too much over the year.

If the company's projected revenues are **too low**, USAC will calculate a "true-up charge" to make up for the contribution deficit.

The company didn't contribute enough over the year.

These charges/credits will appear on the company's July invoice from USAC.

Certify and Submit

Complete the FCC Form 499





Certify & Submit

Review, Certify & Submit

Once the data entry is complete on the FCC Form 499-A, **USAC does not consider it submitted until a Company Officer electronically signs (certify) and submits the form.**

E-File preparers cannot submit the FCC Form 499-A, only a Company Officer can.

E-File gives the officer two methods for certifying forms.

Account #	Company Name	Form	Status	View	Action
889993	USAC Test Amy	499-Q - November 2020 Filing - Rev 3	Pending Officer Approval		Revise Certify
80	Communications, LLC	499-A - 2022 Filing - Rev 1	Pending Officer Approval		Revise Certify
889994	USAC Test	499-A - 2022 Filing	Pending Officer Approval		Revise Certify
889993	USAC Test Amy	499-A - 2020 Filing - Rev 2	Pending Officer Approval		Revise Certify

MAIN PAGE: 2022 FCC FORM 499-A (REPORTING ACTUAL REVENUES FROM CALENDAR YEAR 2021)

Thank you for choosing to electronically file your FCC Form 499-A. Use this E-File system to update your registration information and to report your actual revenues from calendar year 2021. As you enter your data, be sure that you understand the requirements as indicated in the [2022 FCC Form 499-A Instructions](#).

Update Registration
Information

(Pages 1-3 of FCC Form 499-A)

Review and update your registration information, including your company contact names and addresses, carrier type and activities, and jurisdiction. The E-File system has pre-populated this information from your prior FCC Form 499 submissions.

Enter/Update Revenue
Information

(Pages 4-8 of FCC Form 499-A)

Enter or update your revenue information for calendar year 2021. If you are submitting a revision, the E-File system has pre-populated revenue information from your last filing.

Submitting the Form

Throughout the data entry process, the E-File system will conduct validations of your data and will advise you of any issues it detects. The "Review and Certify My Filing to USAC" button will be enabled only when any identified issues have been resolved.

Save & Close Form

Review & Certify
My Filing to USAC

Third Party Funds

Administrators Receiving 499-A Information

Authorized Access to Annual Form Data

- The administrators of each of the funds below use the revenue reported on the FCC Form 499-A to calculate and assess any necessary contributions.
- These administrators will notify companies of their required contributions to each of these funds. You will be invoiced separately for each of these funds.
- On a monthly basis, USAC provides the administrators with data from the most recent FCC Form 499-A filed.
- This data includes contact information, receipt date information, and reported revenues.
- For more information, refer to the FCC Form 499-A instructions on who is required to contribute to these funds and what revenue line number is provided.

Third Party Funds

1. **Telecommunications Relay Services (TRS)** enables an individual who is deaf, hard of hearing, deaf-blind, or who has a speech disability to communicate by telephone or other device through the telephone system at no additional cost. Every common carrier interstate telecommunications services and every VoIP provider (including interconnected and non-interconnected) must contribute to the TRS Fund. See 47 C.F.R. Sections 64.601(b), 64.604.
2. **Local Number Portability (LNP)** enables end users to keep their telephone number when switching from one telecommunications service provider to another. The shared costs of long-term number portability attributable to a regional database shall be recovered from all telecommunications carriers and interconnected VoIP providers servicing a given region. See 47 C.F.R. Section 52.32.
3. **North American Numbering Plan Administration (NANP)** is a numbering scheme for the public switched telecommunications networks (PSTN) within the United States, Canada, and participating Caribbean countries. All telecommunications carriers and interconnected VoIP providers in the United States shall contribute to meet the costs of establishing numbering administration. See 47 C.F.R. Section 52.17.
4. In addition, the FCC utilizes the revenue data contained in the FCC Form 499-A to bill carriers **Interstate Telecommunications Service Provider (ITSP)** regulatory fees. The ITSP is collected to cover the regulatory costs associated with the FCC's enforcement, policy and rulemaking, user information, and international activities. See 47 U.S.C. Section 159(a).

Third Party Fund Administrators

List of Companies and Contact Information

Fund	Administrator	Customer Service Number
TRS	RolkaLoubé – Public Utility and Telecommunications Consulting	(717) 585-6605
LNPA	Telcordia Technologies dba iconectiv	(844) 560-8050
NANPA	North American Numbering Plan (NANP)	(613) 760-4512
ITSP	Federal Communications Commission (FCC)	(877) 480-3201, Option 6

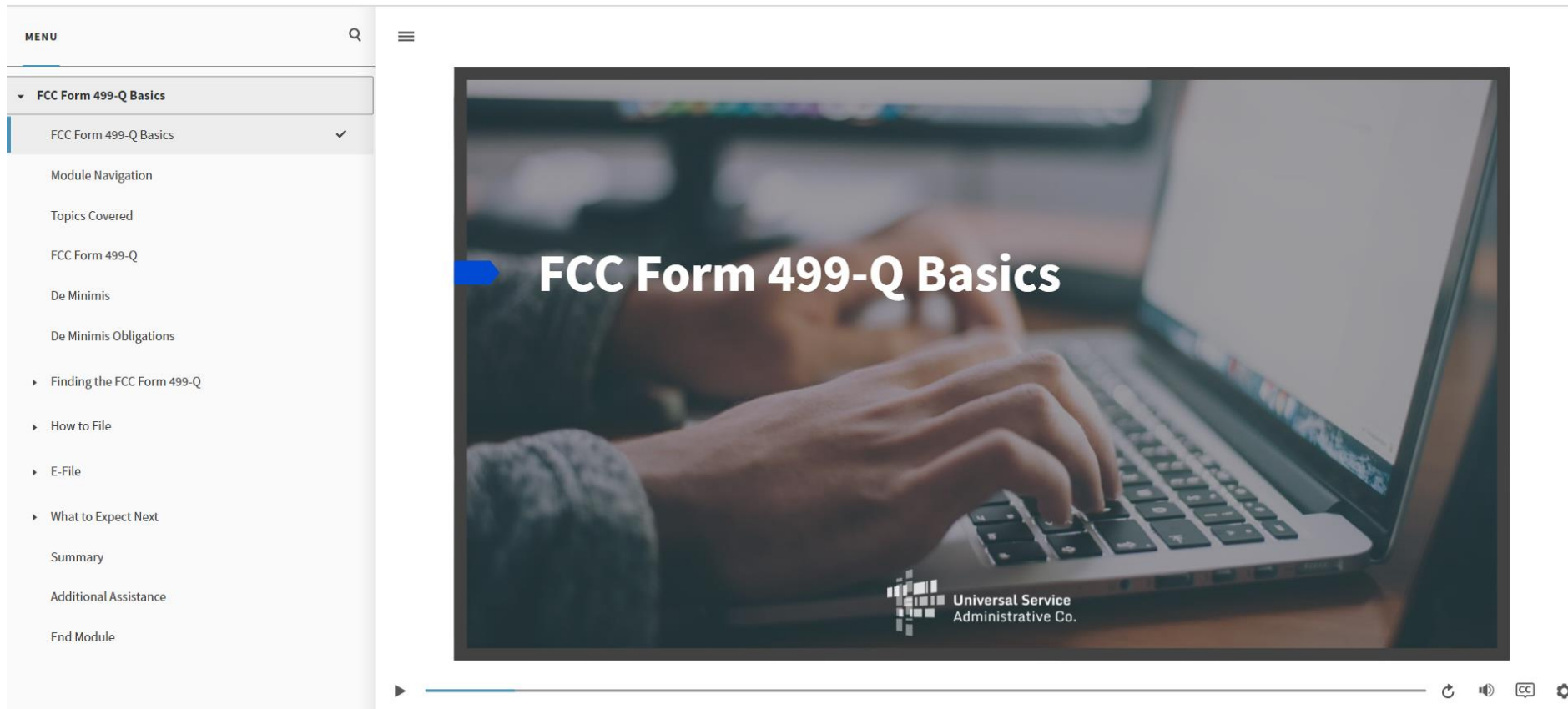
Form Specific Training

Resources On-Line

Training Video for Filing the FCC Form 499-Q

You can find an FCC Form 499-Q training module that explains the form and walks a user through filing the FCC Form 499-Q. It is self-paced and includes a menu so you can skip to specific sections.

This video is found on our 'Videos' page or directly by clicking this [link](#).







The screenshot displays a video player interface for the 'FCC Form 499-Q Basics' training module. On the left, a 'MENU' sidebar lists the following sections: 'FCC Form 499-Q Basics' (selected with a checkmark), 'Module Navigation', 'Topics Covered', 'FCC Form 499-Q', 'De Minimis', 'De Minimis Obligations', 'Finding the FCC Form 499-Q', 'How to File', 'E-File', 'What to Expect Next', 'Summary', 'Additional Assistance', and 'End Module'. The main video area shows a person's hands typing on a laptop keyboard. Overlaid on the video is the title 'FCC Form 499-Q Basics' in large white text, preceded by a blue arrow. In the bottom right corner of the video frame, the 'Universal Service Administrative Co.' logo is visible. Below the video frame is a standard video player control bar with a play button, a progress bar, and icons for share, volume, closed captions, and settings.

Webinars for Filing the FCC Form 499-A

In-depth training for the annual form happens every February. The webinars are recorded and found on the Webinars [webpage](#).

The following are recommended for reviewing how to complete an FCC Form 499-A.

2023 FCC Form 499-A: VoIP Providers and Resellers 2023-499A-Series-VoIP-Providers 	February 09, 2023 58:44	Watch
2023 FCC Form 499-A: Wireline and Wireless Carriers 2023-499A-Series-Wireline-Mobile-Service-Providers 	February 08, 2023 54:34 minutes	Watch
2023 FCC Form 499-A: Getting Started 2023-499A-Series-General-Info 	February 07, 2023 1:00:24 minutes	Watch
Office Hours: What's New on the 2023 FCC Form 499-A Feb23 Contributor Office Hours 	February 02, 2023 42:58 minutes	Watch

2024 Annual Training Announcements

Wednesday, February 7 – **What's New on the 2024 FCC Form 499-A**

- Review of the changes to this year's form

Monday, February 12 – **2024 FCC Form 499-A: Getting Started**

- General session reviewing the revenue collected and how to complete the form

Wednesday, February 14 - **2024 FCC Form 499-A: VoIP Providers and Resellers**

- Review of specific line number reporting for VoIP service providers

Thursday, March 7 – **Office Hours: Access to E-File**

- Review how to access and navigate E-File, set up new users, user roles.

All webinars are 2 p.m. – 3 p.m ET. [Register here](#).

Webinars will be recorded and posted on the same website where you register.

Weekly Webinars - Questions about the Annual Form

*** New * this year.** Scheduled opportunities to ask questions about completing the 2024 FCC Form 499-A

Friday, March 8 – **Annual Form Training: Registration Questions**

- Review of information found in Block 1 and Block 2.

Friday, March 15 – **Annual Form Training: Wholesale Revenue (Block 3)**

- Review of line numbers reporting revenue in Block 3.

Friday, March 22 - **Annual Form Training: End User Revenue (Block 4)**

- Review of line numbers reporting revenue in Block 3.

Friday, March 29 – **Annual Form Training: Regional Percentages and Certification**

- Review of information reported in Block 5.

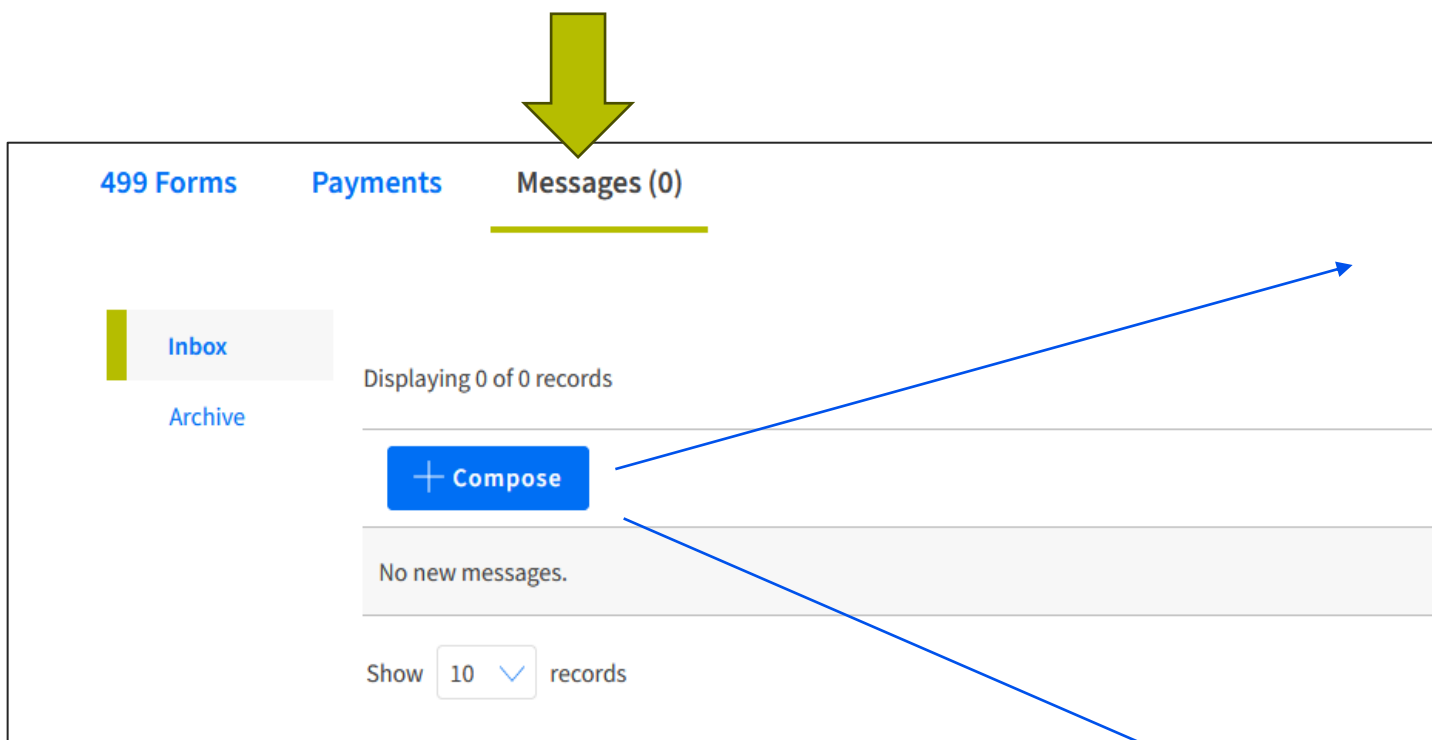
All webinars are 2 p.m. – 3 p.m ET. [Register here.](#)

Webinars will be recorded and posted on the same website where you register.

Questions?

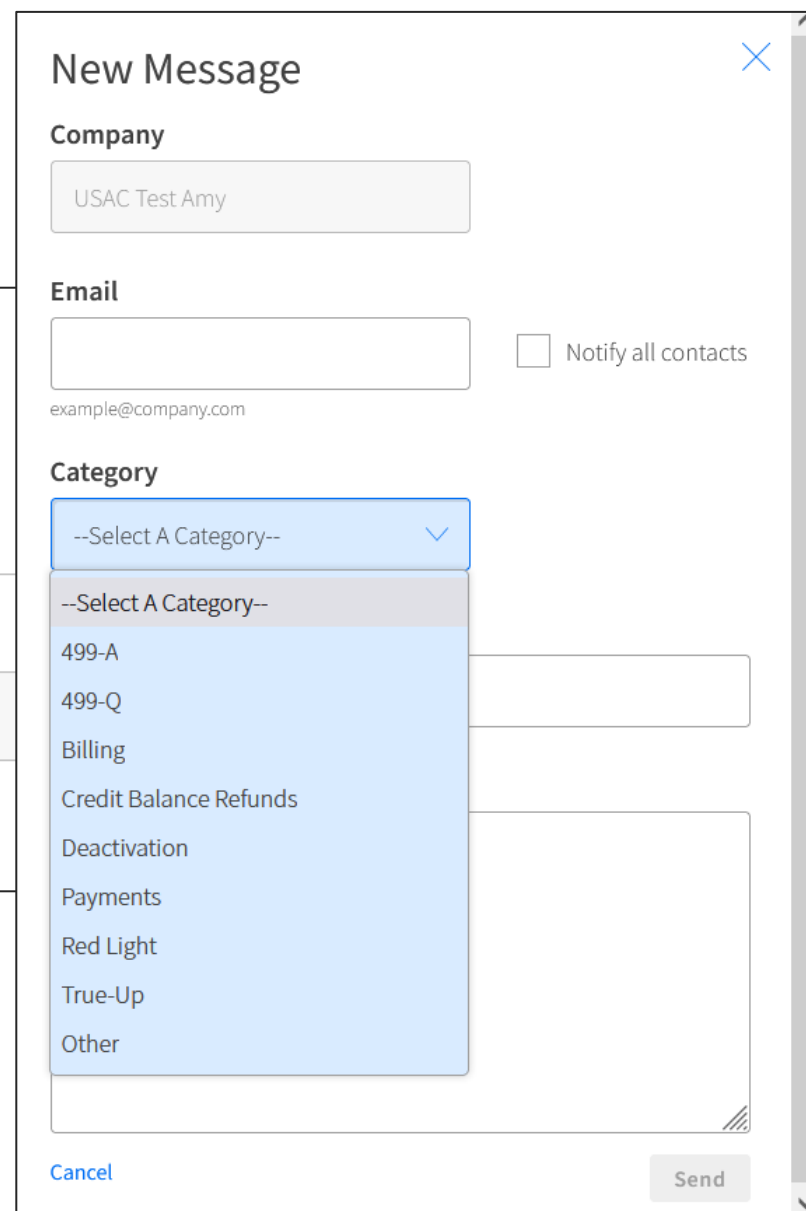
How to Contact USAC

E-File Message Portal



The screenshot shows the E-File Message Portal interface. At the top, there are three tabs: "499 Forms", "Payments", and "Messages (0)". A large yellow arrow points down to the "Messages (0)" tab, which is underlined. Below the tabs, there is a sidebar with "Inbox" and "Archive" options. The main area displays "Displaying 0 of 0 records" and a blue "+ Compose" button. Below the button, it says "No new messages." and "Show 10 records". Two blue arrows originate from the "+ Compose" button: one points to the "Company" field in the "New Message" modal, and the other points to the "Category" dropdown in the same modal.

Send a message to the Service Provider team directly through the new Message Portal in E-File.



The "New Message" modal form is shown. It includes a close button (X) in the top right corner. The form has the following fields:

- Company:** A text input field containing "USAC Test Amy".
- Email:** A text input field containing "example@company.com". To the right of this field is a checkbox labeled "Notify all contacts".
- Category:** A dropdown menu with a blue background. The selected option is "--Select A Category--". The dropdown list is open, showing the following options: "--Select A Category--", "499-A", "499-Q", "Billing", "Credit Balance Refunds", "Deactivation", "Payments", "Red Light", "True-Up", and "Other".

At the bottom of the modal, there are two buttons: "Cancel" on the left and "Send" on the right.

Contributors/Service Providers Customer Service Center (CSC)



Call us at (888) 641-8722

Monday – Friday 9 a.m. to 5 p.m. ET



Email: CustomerSupport@usac.org

- Include in your email
 - 498 ID/Service Provider ID Number (SPIN)
 - 499 Filer ID



Universal Service
Administrative Co.