



## **New 499 ID Basics**

Overview for Service Providers

February 9, 2022



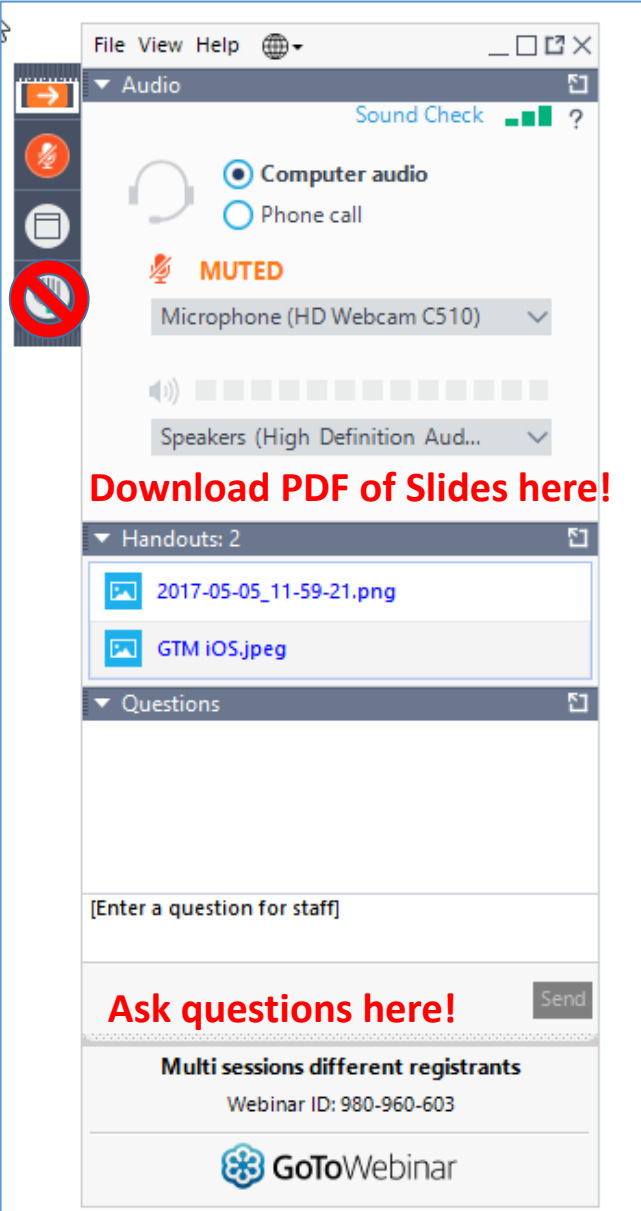
Universal Service  
Administrative Co.

# DISCLAIMER

To accommodate all attendees, real-time closed captions will be present during this presentation. This is a new feature we are testing out to improve webinar accessibility for all. We understand it is a significant change and appreciate your patience. We apologize in advance for any transcription errors or distractions. Thank you for your support.

# Housekeeping

- Audio is available through your computer's speakers.
- The audience will remain on mute.
- Enter questions at any time using the **“Questions”** box.
- If your audio or slides freeze, restart the webinar.
- A copy of the slide deck is in the **“Handouts”** section of webinar panel.



The screenshot displays the GoToWebinar interface. At the top, there is a menu bar with 'File', 'View', and 'Help'. Below it, the 'Audio' section is visible, showing 'Sound Check' with a green indicator. The audio output is set to 'Computer audio' and is currently 'MUTED'. The microphone is set to 'Microphone (HD Webcam C510)'. Below the audio settings, there is a volume slider and a speaker icon. The 'Handouts: 2' section shows two files: '2017-05-05\_11-59-21.png' and 'GTM iOS.jpeg'. The 'Questions' section is empty, with a text input field containing '[Enter a question for staff]' and a 'Send' button. At the bottom, there is a red text overlay that says 'Ask questions here!' and a 'Send' button. Below that, it says 'Multi sessions different registrants' and 'Webinar ID: 980-960-603'. The GoToWebinar logo is at the bottom right.

**Download PDF of Slides here!**

# Meet the Presenter

## **Amy Kavelman**

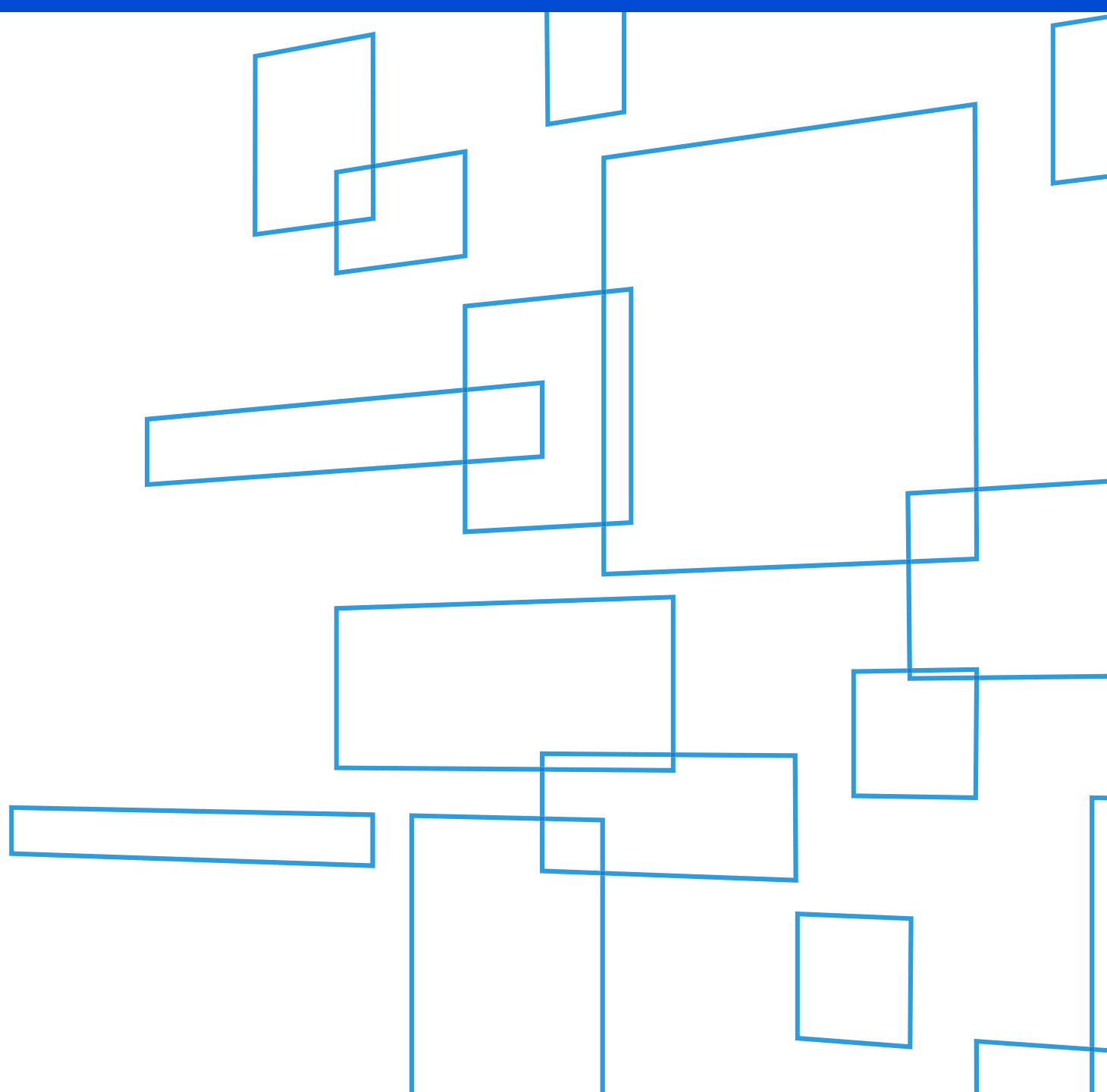
Senior Telecom Industry Analyst | Contributor Operations

Ms Kavelman is a member of the 499 team that analyzes revenue reported on the FCC Form 499-A. She has worked at USAC for 11 years.

[amy.kavelman@usac.org](mailto:amy.kavelman@usac.org)

## Webinar Overview

In this webinar, designed for service providers new to USAC, we'll cover the basics of the 499 ID and the filing requirements.



# Agenda

- 498 ID & 499 ID Purpose
- 499 ID Assignment
- Filing Calendar
- Quarterly Form 499-Q
- Annual Form 499-A
- Online Help


# 498 ID & 499 ID

## Understanding the Difference

## Purpose of These IDs

### 499 ID

- Takes its name from the registration form – FCC Form 499-A
- Identification used to contribute to the Universal Service Fund



### 498 ID

- Takes its name from the registration form – FCC Form 498
- Identification used to receive Universal Service funding

Universal Service Fund

# ID Differences

## 498 ID

Nine digit number beginning with “143” or “443”  
(i.e. 143999999, or 443999999)

### Who –

Telecommunications Providers

- Nine digit number beginning with “143”  
School or Library
- Nine digit number beginning with “443”

**Why** - to receive funding from any of the 4 programs  
USAC administers: *Rural Health Care, High Cost,  
Lifeline, E-Rate*

## 499 ID

Six digit number beginning with an “8” (i.e. 889993)

**Who** - All telecommunications Providers,  
including VoIP service providers and resellers

**Why** - to contribute to the Universal Service Fund

**Companies that have a 498 ID don't necessarily have to have a 499 ID, and vice versa!**

# 499 ID Assignment

Next Steps

# Email Notification of Assignment

---

## Next Steps

Two emails were sent to the Company Officer listed on the registration form.

1. Company Officer user name and log in instructions
2. Assignment of the 499 Filer ID and a list of forms you are required to file.

The Company Officer should now add any employees as users to USAC's E-File system. Functions performed in E-File are form preparers, additional company officers and employees responsible for paying USAC invoices.

**ALL FCC Forms must be submitted online through E-File. Paper copies are not accepted.**

# Newsletter Subscription

🔔 COVID-19 Update: USAC remains open for business—Washington, DC office closed. [Learn more about USF program responses.](#)



Subscribe

Payments

Open Data

Sign In

Found on main webpage  
at [www.usac.org](http://www.usac.org)

About ▾

E-rate ▾

Rural Health Care ▾

Lifeline ▾

High Cost ▾

Service Providers ▾

## Areas of interest:

- Appeals and Audits
- Contribution Factor
- Data
- Deadlines
- Eligibility
- Forms
- Invoicing
- Policy and FCC Orders
- System Outages and Upgrades
- Trainings
- Tribal
- Webinars

## Subscription Lists\*

- COVID-19 Telehealth Program
- Emergency Broadband Benefit Program
- FCC Form 498 (Service Providers)
- FCC Form 499 (Contributors)
- High Cost Detailed HUBB Updates
- High Cost MF II Challenge Process
- High Cost Program Updates
- Lifeline Program Newsletter
- Lifeline Program NLAD Bulletin
- RHC Healthcare Connect Fund Program (Consortia)
- RHC Healthcare Connect Fund Program (Individual HCPs)
- RHC Telecom Program
- SL Consultants
- SL News Brief
- SL Service Providers
- SL Tribal Training Newsletter

# Adding E-File Users

# Add Authorized Users in E-File

Only Company Officers can add users to a 499 Filer ID.

Click the down arrow next to your user ID in the top right hand corner of the screen, then select the option, 'Add/Remove 499 Users'.

At the next screen, click the blue button '+Add User Accounts'.

The image shows two screenshots from the E-File interface. The left screenshot shows a user profile dropdown menu for 'AmyOfficer@test.com' with the option 'Add/Remove 499 Users' highlighted. An orange arrow points from this menu to the right screenshot. The right screenshot is the 'ADD OR REMOVE USER ACCOUNTS' page for filer ID '889993' and user 'USAC Test Amy'. It features a blue '+ Add User Accounts' button highlighted with an orange box. Below this is a table with columns for 'Officer(s)', 'Remove', 'Preparer(s)', and 'Remove'. The table contains one row for 'Amy Officer' with email 'AmyOfficer@test.com' and two empty checkboxes. At the bottom are 'Save' and 'Cancel' buttons.

Officer(s)		Remove	Preparer(s)	Remove
Amy Officer	AmyOfficer@test.com	<input type="checkbox"/>		<input type="checkbox"/>

# Add Authorized Users in E-File

The screenshot shows the Universal Service Administrative Co. E-File interface. At the top left is the company logo and name. Below it is a navigation bar with 'E-FILE' and 'ADD NEW USER ACCOUNT'. A light blue instruction box says: 'Enter the email address of the user you would like to add and click "Submit".' Below this is a form with the label 'Email Address:' and an empty text input field. At the bottom of the form are two buttons: 'Submit' and 'Cancel'. The footer contains copyright information and links for 'Website & Privacy Policies' and 'Website Feedback'.

- The email address entered also acts as your E-File user ID
- The email address entered is specific to the person and not an email address shared with another person(s) or a generic email address (e.g. Billing @gmail.com)
- The email address listed above is the address to which business communications, including confidential business communications, may be sent.

# Add Authorized Users in E-File



E-FILE

"ADD USER ACCOUNT" NON-EXISTING ACCOUNT

Email Address:

AnnOfficer@test.com

**i** This email address is not associated with an existing E-File user account. To continue granting entitlements to this person, complete the requested information below. Select whether the person's E-File account should have the capabilities of a company officer or preparer; select the Filer ID(s) the person should have access to, and click "Submit."

Name

First

MI

Last

Position Title

Job Title

Phone Number

XXX-XXX-XXXX

Ext.

Click this box to confirm that

- The email address listed above is specific to the person and not an email address shared with another person(s); and
- The email address listed above is the address to which business communications, including confidential business communications, may be sent. The email address will be used to create an E-File user account and/or give the existing E-File user account additional entitlements.
- If granting company officer entitlements to the person listed above, clicking the box also confirms that the person listed above is a company officer of the selected company(ies) and Filer ID(s) identified below. [Click here for more information](#)

- Enter in the contact information of the user you are adding.
- Place a check mark in the box confirming that the user id you are adding meets the USAC terms and conditions.
- Scroll down to assign a role to the new user.

# Add Authorized Users in E-File

The screenshot displays a user selection interface. At the top, there are two radio buttons: 'Company Officer' (unselected) and 'Preparer' (selected). Below this, there are two columns: 'All FilerIDs' and 'Selected FilerIDs'. The 'All FilerIDs' column contains the number '889993'. Between the columns are two arrow buttons: a right-pointing arrow and a left-pointing arrow. At the bottom of the interface are two buttons: 'Submit' and 'Cancel'.

- Determine the level of access you will grant to the new user.
  - Company officers are the only persons who can certify an FCC Form.
  - Company officers can also add/remove users who have authority to access the account.
- Select which Filer IDs the new user will have access to by highlighting the filer ID and clicking the right arrow button to move it to the 'Selected Filer IDs' column.
- Complete the set up by clicking the 'Submit' button

# 2022 Filing Calendar

When to File the FCC Forms 499

# Types of FCC Form 499

---

## FCC Form 499-A

1. Required for EVERYONE
2. The [FCC Form 499-A](#) is the annual form used to report the company's *actual* revenue billed during the prior calendar year.
3. The FCC Form 499-A is due annually on April 1.

## FCC Form 499-Q

1. Required for all non-*de minimis* filers
2. The [FCC Form 499-Q](#) is used to *project* or *forecast* the company's revenue for the next calendar quarter.
3. The FCC Form 499-Q due dates:
  - February 1
  - May 1
  - August 1
  - November 1

**ALL FCC Forms must be submitted online through E-File. Paper copies are not accepted.**

# 2022 Filing Deadlines

Due Date	Revenue Reported	Revision Deadline	Contributor Invoice
FCC Form 499-Q February 1, 2022	2Q projected 2022 4Q revenue 2021	March 18, 2022	April – June 2022
<b>FCC Form 499-A April 1, 2022</b>	<b>Prior year: 2021 January – December</b>	<b>March 31, 2023</b>	<b>July 2022</b>
FCC Form 499-Q May 2, 2022*	3Q projected 2022 1Q revenue 2022	June 16, 2022	July – September 2022
FCC Form 499-Q August 1, 2022	4Q projected 2022 2Q revenue 2022	September 15, 2022	October – December 2022
FCC Form 499-Q November 1, 2022	1Q projected 2023 3Q revenue 2022	December 16, 2022	January – March 2023

\* When a form due date falls on a weekend or holiday, the form is due the following business day.

# Quarterly Filing Periods

## Filing Dates – from the FCC Form 499-Q

One form is used to file all four of the quarterly filings. The relevant time periods are included on the form showing the filer exactly what time periods the form is reporting.

Below is a screen shot from the 2022 FCC Form 499-Q. You can find a copy of this form on our [website](#).

<b>Block 3: Contributor Historical and Projected Revenue Information</b>			
<b>113</b> Indicate which quarterly filing this represents	<b><u>Filing due</u></b>	<b><u>Historical revenues (lines 115-118) for</u></b>	<b><u>Projected revenues (lines 119-120) for</u></b>
<input type="checkbox"/>	November 1, 2021	July 1 – September 30, 2021	January 1 – March 31, 2022
<input type="checkbox"/>	February 1, 2022	October 1 – December 31, 2021	April 1 – June 30, 2022
<input type="checkbox"/>	May 1, 2022	January 1 – March 31, 2022	July 1 – September 30, 2022
<input type="checkbox"/>	August 1, 2022	April 1 – June 30, 2022	October 1 – December 31, 2022

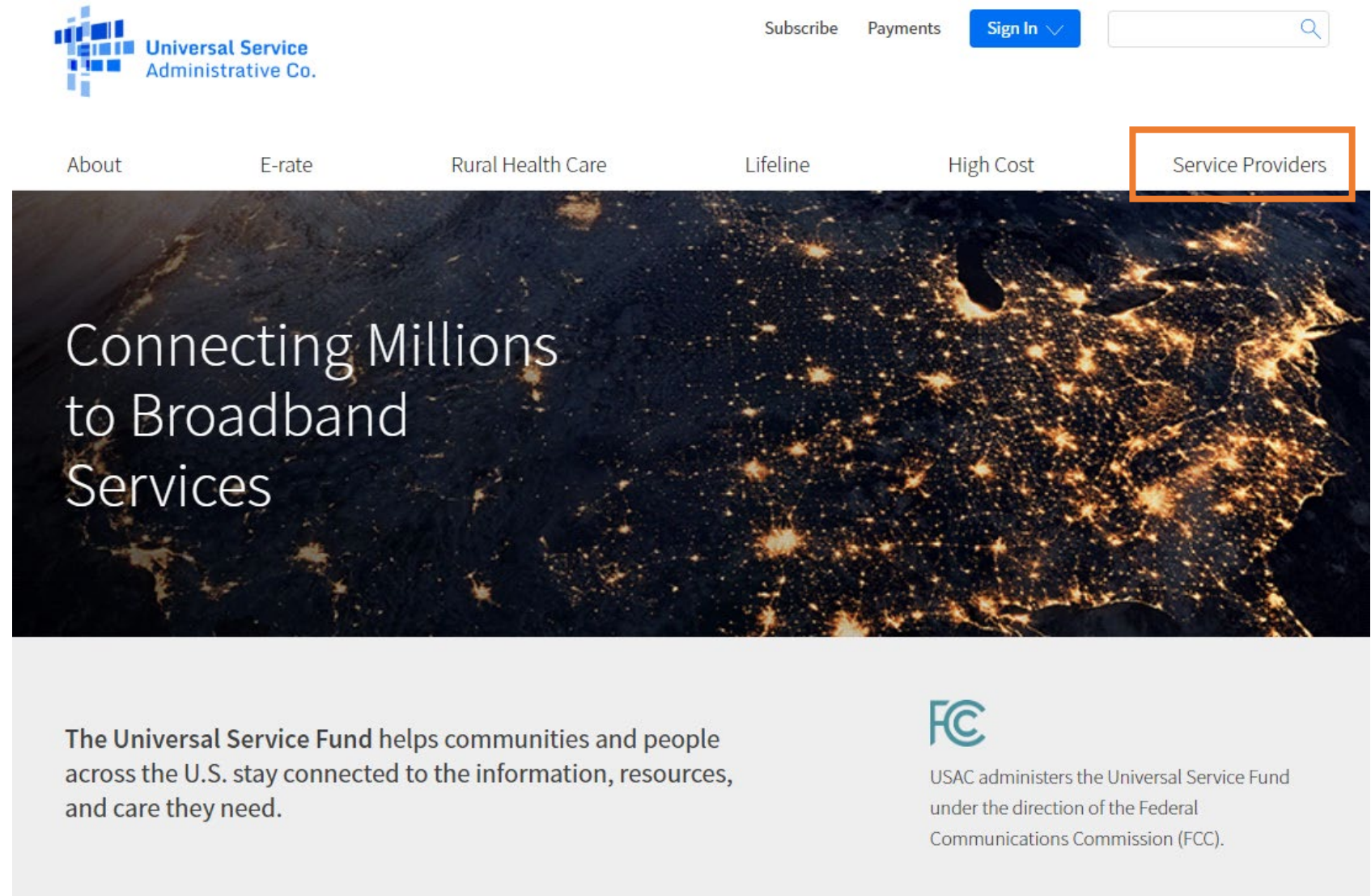
\* When a form due date falls on a weekend or holiday, the form is due the following business day.

# Find the FCC Forms 499

Navigate to USAC's website:  
[www.usac.org](http://www.usac.org)

Click on the words “[Service Providers](#)” from the top right hand of page.

Mega Menu will display with further menu selections for Service Providers.



The screenshot shows the top navigation bar of the USAC website. The logo for Universal Service Administrative Co. is on the left. To the right are links for 'Subscribe', 'Payments', and a 'Sign In' button with a dropdown arrow. A search bar is also present. Below the navigation bar is a horizontal menu with items: 'About', 'E-rate', 'Rural Health Care', 'Lifeline', 'High Cost', and 'Service Providers'. The 'Service Providers' item is highlighted with an orange rectangular box. Below the navigation bar is a large banner image of a satellite view of Earth at night, showing city lights. The text 'Connecting Millions to Broadband Services' is overlaid on the left side of the banner. At the bottom of the banner area, there is a light gray box containing text on the left and the FCC logo with a description on the right.

Universal Service Administrative Co.

Subscribe Payments Sign In

About E-rate Rural Health Care Lifeline High Cost **Service Providers**

Connecting Millions to Broadband Services

The Universal Service Fund helps communities and people across the U.S. stay connected to the information, resources, and care they need.

FCC  
USAC administers the Universal Service Fund under the direction of the Federal Communications Commission (FCC).

# Find the FCC Forms

Select “Forms & Instructions” from the drop down mega menu.



[Subscribe](#) [Payments](#) [Open Data](#)

[Sign In](#)

[About](#) ▾

[E-rate](#) ▾

[Rural Health Care](#) ▾

[Lifeline](#) ▾

[Service Providers](#) ▾

[Service Providers Home](#)

[Contributing to the USF](#)

[Who Must Contribute](#)

[Register for a 499 ID](#)

[Manage Your 499 ID](#)

[Forms to File](#)

[When to File](#)

[What to Expect After Filing](#)

[Making Revisions](#)

[Making Payments](#)

[How to Pay](#)

[Contribution Factors](#)

[Invoices](#)

[Late Payments, DCIA, Red Light](#)

[Billing Disputes](#)

[Credit Balance Refunds](#)

[Annual True-Up Process](#)

[Non-USAC Payments](#)

[Request Invoice Copy](#)

[Participating in a USF Program](#)

[Register for a 498 ID](#)

[Manage Your 498 ID](#)

[Disbursement Schedules](#)

[DATA Act](#)

[Resources](#)

[Announcements](#)

[Appeals and Audits](#)

[Forms & Instructions](#)

[Glossary of Terms](#)

[Multi-Factor Authentication](#)

[Learn](#)

[Videos](#)

[Webinars](#)

[Newsletter](#)

[FAQs](#)

[Contact Us](#)

# Form 499 & Instructions

All 3 forms relevant to Service Providers can be found on this page.

The paper copy of the instructions as well as the form itself are listed in this section. Actual forms are the last pages of the instructions document.

Click on the name to open up a .pdf document.

The screenshot shows the website for Universal Service Administrative Co. with a navigation menu including 'About', 'E-rate', 'Rural Health Care', 'Lifeline', 'High Cost', and 'Service Providers'. The 'Service Providers' section is active. Below the navigation, there are links for 'USAC | Service Providers | Resources | Forms & Instructions'. A sidebar on the left lists 'Resources' and 'Forms & Instructions' with sub-links like 'Prior Year Forms', 'USAC-Designed Forms and Templates', 'Upcoming Dates', 'Announcements', 'Quick Links', 'Glossary of Terms', 'Appeals and Audits', and 'Multi-Factor Authentication'. The main content area is titled 'Forms & Instructions' and contains a list of forms with their respective 'Who Must File' and 'Due Date' information. A blue arrow points to the 'FCC Form 499-A' entry.

Form Name	Who Must File	Due Date
<a href="#">FCC Form 498 and Instructions</a>	Service providers participating in USF Programs	Submit at any time
<a href="#">FCC Form 499-A and Instructions</a>	All 499 Filer IDs	April 1
<a href="#">FCC Form 499-Q and Instructions</a>	All contributors to USF	Feb 1, May 1, Aug 1, Nov 1

The links open a .pdf document that contain the instructions to the form, with a copy of the form at the end of the document.

*These documents are provided for reference only, as the forms must be completed online through USAC's E-File system*

# Reseller Filing Requirements

---

As a company reselling services like VoIP or “cloud PBX” offerings, you are responsible for filing your own FCC Form 499-A and if necessary, an FCC Form 499-Q. Your underlying provider **does not** file these forms on your behalf.

While you are *de minimis*, your service provider reports the revenue sold to you as “end user” revenue and they have the option of passing along the USF fee to you. At the point your company is no longer *de minimis*, USAC will invoice you directly. Be sure to notify your underlying carrier at that point, so they stop billing you for a FUSF.

**Questions?**

# Quarterly Filing

Who is Required to File the 499-Q



# Who Must File

---

1. Every non de minimis telecommunications company must file the FCC Form 499-Q.
2. *De minimis* filers are not required to file the FCC Form 499-Q, but they are requested to email USAC each quarter to notify of their continued *de minimis* status for the upcoming quarter.
  - ◇ Send the email to 'Form499@usac.org'
  - ◇ Include your Filer ID, Company name and the specific FCC Form 499-Q (i.e. February 499-Q) for which you expect to be *de minimis*.

**So the key question is - what exactly is a *de minimis* company??**



# Define “*de minimis*”

---

## Definition of *de minimis*

A filer qualifies for *de minimis* status for a given calendar year when the revenue reported on its corresponding FCC Form 499-A is such that the calculated annual contribution to the federal Universal Service Fund is less than \$10,000.

## Annual Revenue Threshold

For calendar year 2022, filers that bill less than **\$38,610.04** of combined **end user** interstate and international telecommunication revenues will be considered *de minimis* for 2022.

Which leads to the question, “How do I know if I’m below the threshold for a quarter?”

## Quarterly Revenue Threshold

For every quarter in 2022, if the revenue reported on Line 120(b) + (c) is **\$9,652.51** or less, then the service provider will be *de minimis*.

# Form 499-Q

## Understanding the Sections

## What is it?

- The FCC Form 499-Q (quarterly) is used to determine the amount of money a company must contribute to the universal service fund for a quarter.
- *It is similar in concept to the IRS quarterly estimated tax forms a business must file.*
- The same form or “template” is used for each quarter’s filing.
- While the filer reports both historical and projected revenues on the form, **only the projected revenues are used to determine the contribution amount** billed in the upcoming quarter.

# Paper Form 499-Q

FCC Form 499-Q Telecommunications Reporting Worksheet		Approval by OMB 3060-0855	
<b>Quarterly Filing for Universal Service Contributors</b> > Please read instructions before completing <			
<b>Block 1: Contributor Identification Information</b>		101 Filer 499 ID	
102 Legal name of reporting entity			
103 Filer's IRS employer identification number			
104 Name telecommunications provider is doing business as			
105 Affiliated Filers Name [All affiliated companies should show same name here. In most cases, the Affiliated Filers Name will be the holding company name]		Check if filer has no affiliates: <input type="checkbox"/>	
105.1 Affiliate Filers Name IRS employer identification number		[Enter 9 digit number]	
106 Filer's FCC Registration Number (FRN)		[Enter 10 digit number]	
107 Complete mailing address of reporting entity's corporate headquarters			
<b>Block 2: Contact Information</b>			
108 Person who completed this worksheet		First	MI Last
109 Telephone number of this person		( ) -	
110 Fax number of this person		( ) -	
111 Email of this person			
112 Billing address and billing contact person: [Bills for Universal Service contributions will be sent to this address.]			
<b>Block 3: Contributor Selection and Projected Revenues Reporting</b>			
113 Indicate which quarterly filing this represents	<b>Filing due</b>	<b>Historical revenues (lines 115-118) for</b>	<b>Projected revenues (lines 119-120) for</b>
	November 1, 2020	July 1 – September 30, 2020	January 1 – March 31, 2021
	February 1, 2021	October 1 – December 31, 2020	April 1 – June 30, 2021
	May 1, 2021	January 1 – March 31, 2021	July 1 – September 30, 2021
	August 1, 2021	April 1 – June 30, 2021	October 1 – December 31, 2021
114 Check if using safe harbor to allocate interstate revenues for each of the following (as applicable): Cellular & broadband PCS: <input type="checkbox"/> Paging: <input type="checkbox"/> Analog SMR: <input type="checkbox"/> Interconnected VoIP: <input type="checkbox"/>			
Historical billed revenues with no allowance or deductions for uncollectibles. See Instructions.		Total revenues (a)	Interstate revenues (b) International revenues (c)
115 Telecommunications provided to other universal service contributors for resale as telecommunications or as interconnected VoIP			
116 End-user telecommunications revenues including any pass-through charges for universal service contributions, but excluding international-to-international revenues			
117 All other goods and services		Column (b) and (c) not requested	
118 Gross-billed revenues from all sources (sum of above)		for Lines 117 and 118	
119 Projected gross-billed end-user interstate and international telecommunications revenues including any pass-through charges for universal service contributions, but excluding international-to-international revenues			
120 Projected collected end-user interstate and international telecommunications revenues including any pass-through charges for universal service contributions, but excluding international-to-international revenues			
<b>Block 4: CERTIFICATION: to be signed by an officer of the reporting entity</b>			
121 I certify that the revenue data contained herein are privileged and confidential and that public disclosure of such information would likely cause substantial harm to the competitive position of the company. I request nondisclosure of the revenue information contained herein pursuant to sections 0.459, 52.17, 54.711 and 64.604 of the Commission's Rules.		<input type="checkbox"/>	
I certify that I am an officer of the above-named reporting entity, that I have examined the foregoing report and to the best of my knowledge, information and belief, all statements of fact contained in this Worksheet are true, that said Worksheet is an accurate statement of the affairs of the above-named company for the quarter and that the projections of gross-billed and collected revenues represent a good-faith estimate based on company procedures and policies.			
122 Signature			
123 Printed name of officer		First	MI Last
124 Position with reporting entity			
125 Email of officer (Required if available)			
126 Date			
127 This filing is:		<input type="checkbox"/> Original filing <input type="checkbox"/> Revised filing [revisions due within 45 days of original filing deadline]	
Do not mail checks with this form. <b>File this form online</b> <a href="https://forms.universalservice.org/portal/login">https://forms.universalservice.org/portal/login</a> For additional information regarding this worksheet contact: Telecommunications Reporting Worksheet Info: (888)641-8722 or via email: <a href="mailto:Form499@usac.org">Form499@usac.org</a>			
<b>PERSONS WILLFULLY MAKING FALSE STATEMENTS IN THE WORKSHEET CAN BE PUNISHED BY FINE OR IMPRISONMENT UNDER TITLE 18 OF THE UNITED STATES CODE, 18 U.S.C. §1001</b>			
Save time, avoid problems – file electronically at <a href="http://forms.universalservice.org">http://forms.universalservice.org</a>		FCC Form 499-Q / October 2020	

Company Identification and Contact Info

Reporting Period

Safe Harbor designation (Line 114)

Historical revenue reporting (Lines 115-117)

Projected revenue reporting (Lines 119 & 120)

Signature and Certification

# Filing Online

Accessing the Forms Through E-File

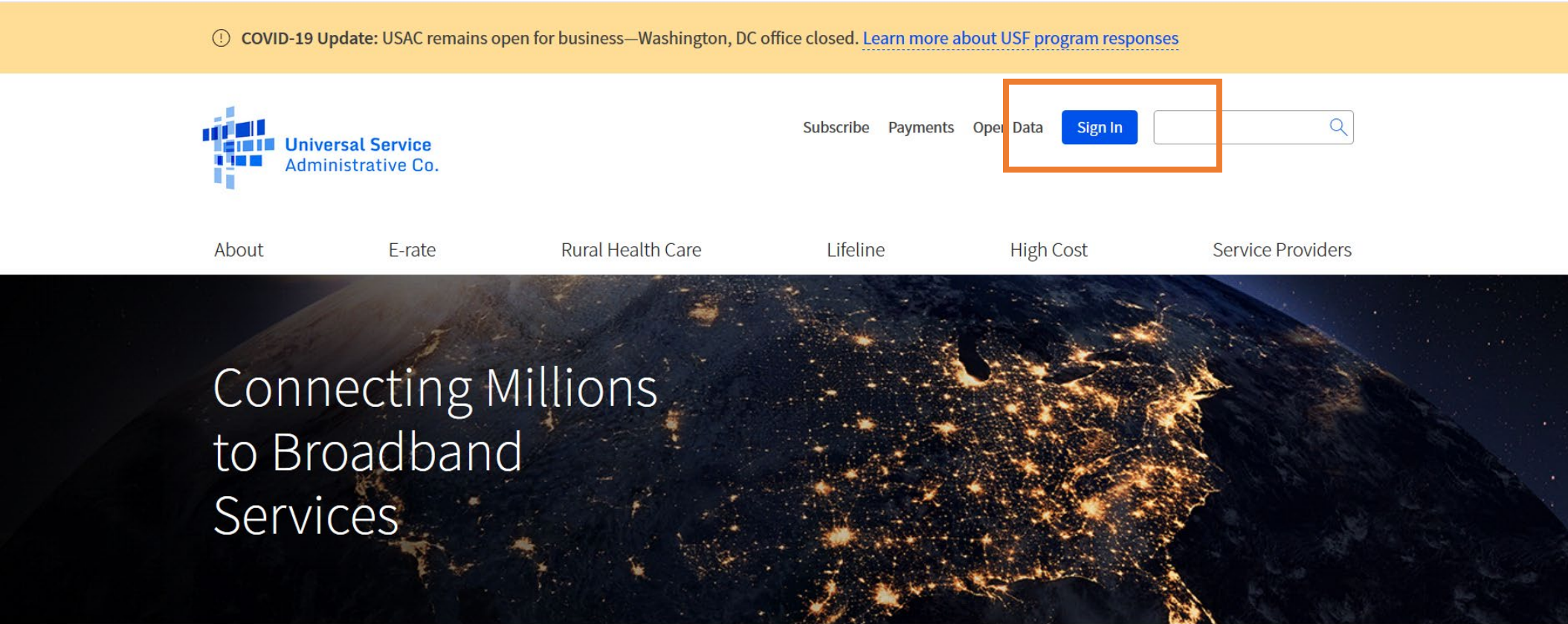
# Online Filing – Before You Start

---

- Make sure your internet browser's 'pop up blocker' is **OFF**.
  - The system opens a new window to display the data entry screen for the FCC Form 499-Q.
  - If you have clicked '**Start Form**' and you don't see a new, smaller window – you most likely have the pop-ups blocked.
- Please ensure these email addresses from USAC don't go to your SPAM folder!
  - Important USAC communication comes from the following emails:
    - ✓ 'form499@usac.org'
    - ✓ 'CustomerSupport@usac.org'
    - ✓ 'form499@universalservice.org'
- Not sure if you are *de minimis* or not? FILE the form anyway!
  - We would rather have you report your revenues than us having to estimate on your behalf.

# Log in to E-File

All data entry and submission of 499 forms is done while logged in to USAC’s online system called E-File. You can log in from the main USAC webpage, [www.usac.org](http://www.usac.org), by clicking the blue ‘Sign In’ button at the top of the page.



# Online Filing the FCC Form 499-Q

Once logged in to E-File, the service provider portal will appear. Only systems in which you have authorization to access will appear. In this example, the user can only access the 498 ID and the 499 Filer ID. Select the paragraph 'Manage FCC Forms 499'.

The screenshot shows the dashboard of the Universal Service Administrative Co. (USAC). At the top left is the USAC logo and name. At the top right is a 'Sign Out' button and the email address 'bcddca@usac.com'. The main content area is divided into three columns: 'Upcoming Dates', 'Service Providers', and 'Help?'. The 'Upcoming Dates' column lists three deadlines: February FCC Form 499-Q Revision Deadline (03/19/2020), FCC Form 499-A Due (04/01/2020), and FCC Form 499-Q Due (05/01/2020). The 'Service Providers' column has two items: 'Manage FCC Forms 498' and 'Manage FCC Forms 499'. The 'Manage FCC Forms 499' item is highlighted with an orange border. The 'Help?' column includes links for 'Send us a message', 'Call us', and 'Click here'.

Universal Service Administrative Co. Sign Out

bcddca@usac.com

## Dashboard

---

### Upcoming Dates

03/19/2020 February FCC Form 499-Q Revision Deadline

---

04/01/2020 FCC Form 499-A Due

---

05/01/2020 FCC Form 499-Q Due

---

[see full calendar](#)

### Service Providers

Manage FCC Forms 498 - Provide contact and banking information for entities that receive support from universal service programs, manage authorized users.

**Manage FCC Forms 499 - Report revenue on FCC Forms 499, make USF payments, view payment history, download invoice summary and manage users.**

### Help?




Send us a message [Click here](#)

Call us (888) 641-8722

# Online Filing the FCC Form 499-Q

Using the new E-File navigation system, navigate to the Filer ID that you wish to work on. Scroll to the bottom of the screen and summary view of the FCC Form 499s.

To enter the February 499-Q, select the **'Start Form'** action from the right hand side at the end of the row.

499 Forms	Receipt Date	Status	View	Action
499-Q - February 2022 Filing		Not Started		<a href="#">Start Form</a>
499-Q - November 2021 Filing		USAC Estimate		<a href="#">Revise</a>   <a href="#">Certify</a>
499-Q - August 2021 Filing		USAC Estimate		<a href="#">Revise</a>   <a href="#">Certify</a>

# Online Filing the FCC Form 499-Q

## Block 3:

- This section contains the revenue, both past and predicted.
- USAC uses the revenues reported on Line 120 to calculate your support mechanism charges (USF)

<b>Block 3: Contributor Historical and Projected Revenue Information</b>				
<b>113</b>	<b>Indicate which quarterly filing this represents</b>	<b>Filing due</b>	<b>Historical revenues (lines 115-118) for</b>	<b>Projected revenues (lines 119-120) for</b>
	<input type="checkbox"/>	November 1, 2021	July 1 – September 30, 2021	January 1 – March 31, 2022
	<input type="checkbox"/>	February 1, 2022	October 1 – December 31, 2021	April 1 – June 30, 2022
	<input type="checkbox"/>	May 1, 2022	January 1 – March 31, 2022	July 1 – September 30, 2022
	<input type="checkbox"/>	August 1, 2022	April 1 – June 30, 2022	October 1 – December 31, 2022
<b>114</b>	Check if using safe harbor to allocate interstate/intrastate revenues for each of the following (as applicable): Cellular & broadband PCS: <input type="checkbox"/> Paging: <input type="checkbox"/> Analog SMR: <input type="checkbox"/> Interconnected VoIP: <input type="checkbox"/>			
<b>Historical billed revenues with no allowance or deductions for uncollectibles. See Instructions.</b>		<b>Total Revenues (a)</b>	<b>Interstate Revenues (b)</b>	<b>International Revenues (c)</b>
<b>115</b>	Telecommunications provided to other universal service contributors for resale as telecommunications or as interconnected VoIP			
<b>116</b>	End-user telecommunications revenues including any pass-through charges for universal service contributions, but excluding international-to-international revenues			
<b>117</b>	All other goods and services		Column (b) and (c) not requested for Lines 117 and 118	
<b>118</b>	Gross-billed revenues from all sources (sum of above)			
<b>119</b>	Projected gross-billed end-user interstate and international telecommunications revenues including any pass-through charges for universal service contributions, but excluding international-to-international revenues			
<b>120</b>	Projected collected end-user interstate and international telecommunications revenues including any pass-through charges for universal service contributions, but excluding international-to-international revenues			

Historical

Projected

# Revenue Reporting Sections

**NOTE!!**

While the company reports historical revenues, it's the **PROJECTED** revenues (Lines 120) that USAC uses to determine your monthly contribution

		Interstate Revenues (b)	International Revenues (c)
<b>119</b>	Projected gross-billed end-user interstate and international telecommunications revenues including any pass-through charges for universal service contributions, but excluding international-to-international revenues		
<b>120</b>	Projected collected end-user interstate and international telecommunications revenues including any pass-through charges for universal service contributions, but excluding international-to-international revenues		

**From:** form499@usac.org  
**Sent:** 7/31/2019 1:35:55 PM  
**To:** akavelman@usac.org  
**Subject:** ALERT: August 2019 499-Q IMPORTANT USF ALERT - 889993



### FCC FORM 499 ALERT - INCREASED PROJECTED REVENUES

Thank you for submitting the August 2019 499-Q for Filer ID 889993 **Test Company** LLC. USAC has successfully processed your filing and notes that the interstate and/or international revenues projected on your August 2019 499-Q filing are significantly higher than the revenues that were projected on your May 2019 499-Q filing. Based on these projections your quarterly contribution base will significantly increase as a result of this filing as compared to your May 2019 499-Q.

If you need to make any corrections to your August 2019 FCC Form 499-Q please do so by submitting a revision with updated information, which can be done in the [E-File System](#).

**Please note that USAC will not accept any revisions to this filing after 9/16/2019 11:59:00 PM.**

#### Need Help? Contact Us!

If you have general questions or need assistance with E-File, call USAC Customer Operations at (888)641-8722 or [CustomerSupport@usac.org](mailto:CustomerSupport@usac.org). You may also visit us at [www.usac.org](http://www.usac.org).

# Email Notification

IF USAC notices any large differences, USAC will notify the preparer with an email outlining potential issues.

## Don't ignore this email!

It tells you that USAC noticed the filing you just submitted is significantly higher than the previous 499-Q.


This email also includes a due date of when you need to submit revisions.

# Revise the FCC Form 499-Q

The Form 499-Q has a very short revision window of 45 days!

This is because the data collected on the form is time sensitive.

USAC uses the data for invoicing as well as determining the USF contribution factor.

499 Forms	Receipt Date	Status	View	Action	DCA Approval Date
499-Q - February 2022 Filing	01/05/2022	Approved		<b>Revise   Certify</b>	01/06/2022

Click the 'Revise' button to open up the 499Q form again and submit changes.

Revisions submitted after the revision date will not be used.

# Monthly Invoice

How USAC Uses the Revenues on the 499-Q

# USAC Online Invoice Summary

On or around the 15<sup>th</sup> of the month, an online invoice summary is available to authorized users in E-File.

To access this summary page, from the 'Payments' section, scroll down to the 'Select Payment View', click in the box, and select 'Invoices'.

## Summary

\$0.00  
Total Payment Due ⓘ

Make a Payment

Details  
\$0.00  
Total Current Charges  
\$0.00  
Total Past Due ⓘ

Select Payment View  
Payment History

Payments  
No payment data within the last 24 months.

Return to Account Summary

**Select Payment View**  
See the payment history, invoices, balance

- Payment History
- Payment History**
- Invoices
- Balance Details
- True-Up Statements



Invoice Number:  
Statement Date: 08/21/2020  
New Balance:  
Payment Due Date: 09/15/2020

Filer ID  
Billing Contact

## STATEMENT OF ACCOUNT

Date	Description	Charges/Credits
	<b>Previous Balance</b>	
08/11/2020	Payment	
08/14/2020	Support Mechanism Adjustment - 2020 499A	
08/14/2020	Support Mechanism Charges	

“Support Mechanism Charge” is your monthly contribution.

TOTAL OUTSTANDING USAC BALANCE AS OF 08/14/2020

Transactions occurring after 08/14/2020 are not reflected in this statement.

\*Please note that this is just the summary page of your invoice. A full invoice with more detail is being mailed to you.

## Payment Information

To make payments go to [www.usac.org/pay](http://www.usac.org/pay)

Under the Debt Collection Improvement Act of 1996 (Pub. L. 104-134) (DCIA), your BALANCE DUE is a demand that you pay a DEBT owed to the United States on or before the DUE DATE. Any portion of the DEBT unpaid after the DUE DATE is a DELINQUENT DEBT, which incurs interest at the annual rate equal to the U.S. prime rate as of the DATE OF DELINQUENCY plus 3.5 percent from that DATE until the DEBT is paid in full. Any portion of the DEBT unpaid more

# USAC Paper Invoice

## DETAILED SUMMARY OF CHARGES AND CREDITS

Page 1, Lower left hand side

### FORM 499Q DATA

This month's support mechanism charges were calculated using an FCC contribution factor of 0.212000 and the following revenue data:

#### November 2019 499Q

120b	\$108,378.00
120c	\$0.00

If the figures do not correspond with your records, please contact USAC Customer Service at 888-641-8722

### SUPPORT MECHANISM CHARGES

Your monthly support mechanism charges were calculated according to the following formulas:

#### Quarterly Contribution Base

The quarterly contribution base is a portion of your quarterly revenue that USAC considers when determining your quarterly Universal Service Fund contribution. The quarterly contribution base equals your interstate plus international revenue. Your current quarterly contribution base equals:

$$\frac{\$ 108,378.00}{\text{Interstate Revenue (Line 120B)}} + \frac{\$ 0.00}{\text{International Revenue (Line 120C)}} = \frac{\$ 108,378.00}{\text{Quarterly Contribution Base}}$$

#### Adjusted Quarterly Contribution

USAC adjusts carriers' quarterly contribution bases by the amount that they are expected to contribute in that quarter. The calculation for an adjusted contribution amount is as follows, and takes into account the circularity deduction:

$$\frac{\$ 108,378.00}{\text{Quarterly Contribution Base}} * \frac{0.212000}{\text{FCC Contribution Factor}} = \frac{\$ 22,976.14}{\text{Unadjusted Contribution}}$$

$$\frac{\$ 22,976.14}{\text{Unadjusted Contribution}} - \left( \frac{\$ 22,976.14}{\text{Unadjusted Contribution}} * \frac{0.175696}{\text{FCC Circularity Factor}} \right) = \frac{\$ 18,939.32}{\text{Adjusted Contribution}}$$

#### De Minimis Eligibility

Carriers whose expected annual contribution is less than \$10,000 are considered de minimis and are exempted from paying into the Universal Service Fund. To be exempt, a carrier must meet the de minimis criteria on both the current 499A and 499Q forms.

You meet the de minimis criteria on neither the 499A or the current 499Q. Therefore, you are not eligible for the de minimis exemption during the current quarter.

Your eligibility was calculated using the contribution factors established by the FCC for determining de minimis status on each form:

499A:

$$\frac{\$ 466,977.82}{\text{499A Contribution Base}} * \frac{0.178000}{\text{FCC Estimated Annual Factor}} = \frac{\$ 83,122.05}{\text{Estimated 499A Contribution}}$$

499Q:

$$\frac{\$ 18,939.32}{\text{Adjusted Contribution}} * 4 = \frac{\$ 75,757.30}{\text{Estimated 499Q Contribution}}$$

For more information on the FCC estimated annual factor, please see the Form 499A Instructions. For more information on the current FCC contribution factor, visit the FCC website at [www.fcc.gov](http://www.fcc.gov).

#### Support Mechanism Charges


Your total monthly contribution is determined by multiplying one-third of your adjusted quarterly contribution base by the current quarter's FCC contribution factor.

$$\frac{1}{3} * \frac{\$ 18,939.32}{\text{Adjusted Quarterly Contribution}} = \frac{\$ 6,313.11}{\text{Total Monthly Contribution}}$$

USAC takes the revenue input on Line 120b + 120c  
This is displayed on your invoice, page 1, lower left  
corner.



USAC outlines the calculations for the monthly  
contribution amount on page 2 of the invoice.



# USAC Paper Invoice

## February 2022 FCC Form 499-Q

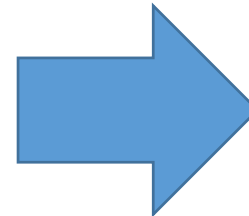
## April, May and June 2022 USAC invoices

will be sent to this address.]

Block 3: Contributor Historical and Projected Revenue Information			
113 Indicate which quarterly filing this represents	Filing due	Historical revenues (lines 115-118) for	Projected revenues (lines 119-120) for
<input type="checkbox"/> November 1, 2020	July 1 – September 30, 2020	January 1 – March 31, 2021	January 1 – March 31, 2021
<input type="checkbox"/> February 1, 2021	October 1 – December 31, 2020	April 1 – June 30, 2021	April 1 – June 30, 2021
<input type="checkbox"/> May 1, 2021	January 1 – March 31, 2021	July 1 – September 30, 2021	July 1 – September 30, 2021
<input type="checkbox"/> August 1, 2021	April 1 – June 30, 2021	October 1 – December 31, 2021	October 1 – December 31, 2021

114 Check if using safe harbor to allocate interstate/intrastate revenues for each of the following (as applicable):  
 Cellular & broadband PCS:  Paging:  Analog SMR:  Interconnected VoIP:

Historical billed revenues with no allowance or deductions for uncollectibles. See Instructions.	Total Revenues (a)	Interstate Revenues (b)	International Revenues (c)
115 Telecommunications provided to other universal service contributors for resale as telecommunications or as interconnected VoIP			
116 End-user telecommunications revenues including any pass-through charges for universal service contributions, but excluding international-to-international revenues			
117 All other goods and services		Column (b) and (c) not requested for Lines 117 and 118	
118 Gross-billed revenues from all sources [sum of above]			
119 Projected gross-billed end-user interstate and international telecommunications revenues including any pass-through charges for universal service contributions, but excluding international-to-international revenues			
120 Projected collected end-user interstate and international telecommunications revenues including any pass-through charges for universal service contributions, but excluding international-to-international revenues			



Filer 499 ID: 838000  
 Invoice Number: UBDI0009056607  
 Statement Date: 07/22/2019  
 New Balance: \$ 26,326.80  
 Payment Due Date: 08/15/2019

ABC Communication, Inc.  
 Attention: Edward Smith  
 316 Universal Avenue, Suite 100  
 Washington, DC, 20005

ACCOUNT STATUS

- Account is in good standing.

STATEMENT OF ACCOUNT

Date	Description	Charges	Credits
	Previous Balance	\$10,498.84	
06/19/2019	Payment		(\$5,249.42)
06/27/2019	Payment		(\$5,249.42)
07/15/2019	Support Mechanism Charges	\$6,352.26	
07/15/2019	Support Mechanism Adjustment - 2019 499A	\$19,974.54	
<b>TOTAL OUTSTANDING USAC BALANCE AS OF 7/15/2019</b>		<b>\$26,326.80</b>	

Credits

(\$5,249.42)
(\$5,249.42)
(\$5,249.42)
(\$5,249.42)

pay a DEBT owed to the United States or result in sanctions, including interest, penalties, and administrative charges. Failure to file a Telecommunications Worksheet may result in a late filing fee DEBT added to your BALANCE DUE. Read the reverse of this invoice for important information about these sanctions and your legal rights and obligations.

Transactions occurring after 07/15/2019 are not reflected on this statement.

Under the Debt Collection Improvement Act of 1996 (Pub. L. 104-134) (DCIA), your BALANCE DUE is a demand that you pay a DEBT owed to the United States on or before the DUE DATE. Any portion of the DEBT unpaid after the DUE DATE is a DELINQUENT DEBT, which may result in sanctions, including interest, penalties, and administrative charges. Failure to file a Telecommunications Worksheet may result in a late filing fee DEBT added to your BALANCE DUE. Read the reverse of this invoice for important information about these sanctions and your legal rights and obligations.

Statement Date	Invoice Number	Filer 499 ID	Balance Due USAC
07/22/2019	UBDI0009056607	838000	\$ 26,326.80

FORM 499Q DATA

May 2019 499Q	120c	120e
597,208.00	\$0.00	\$0.00

Go to [www.usac.org/pay](http://www.usac.org/pay) to make a payment.

Page 1 of 4

The revenue projections entered on Line 120 will be used for determining your contribution amounts billed on the 2nd quarter of 2022 invoices.

**Questions?**

# Purpose of the Annual Filing

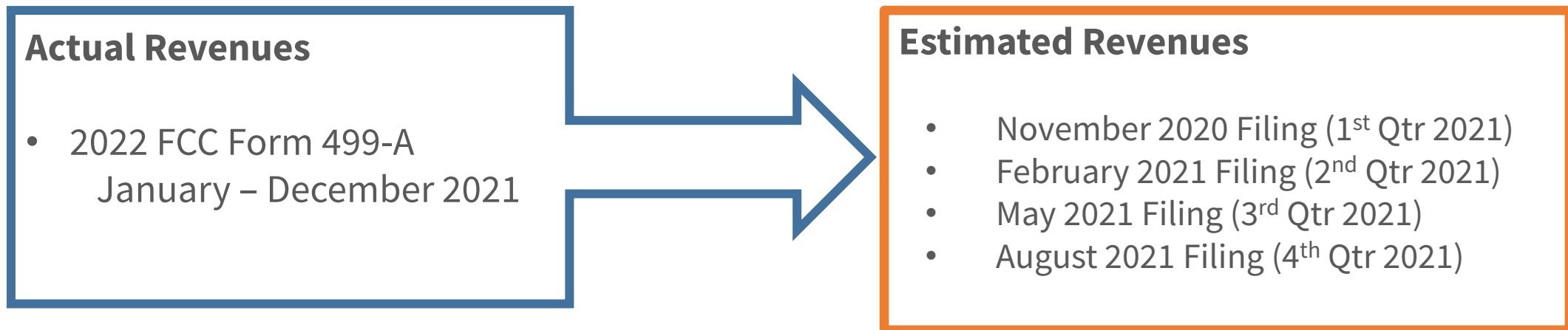
# FCC Form 499-A Purpose

## What is it?

A company reports their actual historical revenues on the FCC Form 499-A.

*The 2022 FCC Form 499-A reports actual revenues from calendar year 2021.*

USAC takes the numbers on the 2022 FCC Form 499-A and compares them to the projected revenue from the quarterly FCC Forms 499-Q.



## Compare 499-Q revenue to the 499-A revenue

If the company's projected revenues for calendar year 2021, reported on the FCC Form 499-Qs, are **too high**, USAC will calculate your credit.

The company 'contributed' too much over the year.

If the company's projected revenues are **too low**, USAC will calculate a "true-up charge" to make up for the contribution deficit.

The company didn't contribute enough over the year.

These charges/credits will appear on the company's July invoice from USAC.

# Sections of the Form 499-A

# Paper Form 499-A

## 2020 FCC Form 499-A Telecommunications Reporting Worksheet (Reporting 2019 Revenues)

APPROVED BY OMB  
3060-0855

>>> Please read instructions before completing <<<<  
Annual Filing -- due April 1, 2020

Block 1: Contributor Identification Information		During the year, filers must refile Blocks 1, 2 and 6 if there are any changes in Lines 104 or 112. See Instructions.											
101	Filer 499 ID [If you don't know your number, contact the administrator at (888) 641-8722. If you are a new filer, write "NEW" in this block and a Filer 499 ID will be assigned to you.]												
102	Legal name of filer												
103	IRS employer identification number	[Enter 9 digit number]											
104	Name filer is doing business as												
105	Telecommunications activities of filer [Select up to 5 boxes that best describe the reporting entity. Enter numbers starting with "1" to show the order of importance -- see instructions.]												
	<input type="checkbox"/> Audio Bridging (teleconferencing) Provider <input type="checkbox"/> Coaxial Cable <input type="checkbox"/> Non-Interconnected VoIP <input type="checkbox"/> Private Service Provider <input type="checkbox"/> Toll Reseller <input type="checkbox"/> CAP/CLEC <input type="checkbox"/> Interconnected VoIP <input type="checkbox"/> Operator Service Provider <input type="checkbox"/> Satellite Service Provider <input type="checkbox"/> Wireless Data <input type="checkbox"/> Cellular/PCS/SMR (wireless telephony inc. by resale) <input type="checkbox"/> Interexchange Carrier (IXC) <input type="checkbox"/> Payphone Service Provider <input type="checkbox"/> Shared-Tenant Service Provider / Building LEC <input type="checkbox"/> Other Local <input type="checkbox"/> Local Reseller <input type="checkbox"/> Prepaid Card <input type="checkbox"/> SMR (dispatch) <input type="checkbox"/> Other Mobile <input type="checkbox"/> Other Toll												
	If Other Local, Other Mobile or Other Toll is checked describe carrier type / services provided:												
106.1	Affiliated Filers Name/Holding Company Name (All affiliated companies must show the same name on this line.)	Check if filer has no affiliates <input type="checkbox"/>											
106.2	Affiliated Filers Name/Holding Company Name IRS employer identification number	[Enter 9 digit number]											
107	FCC Registration Number (FRN) [ <a href="https://apps.fcc.gov/cores/userLogin.do">https://apps.fcc.gov/cores/userLogin.do</a> ] [For assistance, contact the CORES help desk at 877-480-3201 or CORES@fcc.gov]	[Enter 10 digit number]											
108	Management company [if filer is managed by another entity]												
109	Complete mailing address of reporting entity corporate headquarters	Street1	Street2	Street3	City	State	Zip (postal code)	Country					
110	Complete business address for customer inquiries and complaints	Street1	Street2	Street3	City	State	Zip (postal code)	Country					
	check if same address as Line 109 <input type="checkbox"/>												
111	Telephone number for customer complaints and inquiries [Toll-free number if available]	( )	-	ext -									
112	List all trade names used in the past 3 years in providing telecommunications. Include all names by which you are known by customers.	a	b	c	d	e	f	g	h	i	j	k	l

Use additional sheets if necessary. Each filer must provide all names used for telecommunications activities

PERSONS MAKING WILLFUL FALSE STATEMENTS IN THE WORKSHEET CAN BE PUNISHED BY FINE OR IMPRISONMENT UNDER TITLE 18 OF THE UNITED STATES CODE, 18 U.S.C. § 1001

Eight pages in total.

**Block 1:** Identification information

**Block 2:** Contact Information

- Agent for Service
- Preparer
- Billing
- Company Officers

**Block 3:** Wholesale revenues

**Block 4:** End User revenues

**Block 5:** Regional revenue breakout  
Revenue totals

**Block 6:** Officer certification

# Filing the Annual Form

# Start a New Form Online

---

**Remember!** All FCC Forms 499-A and 499-Q must be submitted online.

- Paper copies are NOT accepted.

USAC's online system, E-File, will display a data entry screen, guiding the user through reporting the revenue on the form.

- These screens do NOT look like the paper copy of the form.

USAC expects to have the 2022 FCC Form 499-A loaded into E-File on or around March 1, 2022.

Once logged in to E-File, the service provider portal will appear.  
Only systems in which you have authorization to access will appear.  
In this example, the user can only access the 498 ID and the 499 Filer ID.

The screenshot shows the dashboard for the Universal Service Administrative Co. The header is blue with the company logo and name on the left, and a "Sign Out" button on the right. Below the header, the user's email "bcddca@usac.com" is displayed with a dropdown arrow. The main content area is titled "Dashboard" and is divided into three columns: "Upcoming Dates", "Service Providers", and "Help?".

**Upcoming Dates:**

- 03/19 2020 February FCC Form 499-Q Revision Deadline
- 04/01 2020 FCC Form 499-A Due
- 05/01 2020 FCC Form 499-Q Due

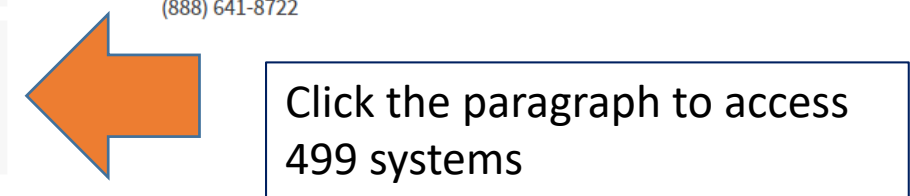
**Service Providers:**

- Manage FCC Forms 498 - Provide contact and banking information for entities that receive support from universal service programs, manage authorized users.
- Manage FCC Forms 499 - Report revenue on FCC Forms 499, make USF payments, view payment history, download invoice summary and manage users.

**Help?:**

- Send us a message [Click here](#)
- Call us (888) 641-8722

At the bottom of the "Service Providers" column, there is a link "see full calendar".








# Online Filing

The FCC reviews and updates the FCC Form 499-A prior to releasing it for the year. Until the new form has been released, you will not see the form listed.

To start the FCC Form 499-A, select '**Start Form**' from the row containing the FCC Form 499-A.

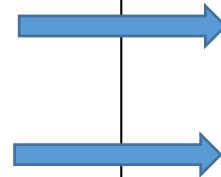
Displaying 1 to 10 of 15 records


499 Forms	Receipt Date	Status	View	Action
499-Q - November 2020 Filing		Not Started		<a href="#">Start Form</a>
499-Q - August 2020 Filing		Not Started		<a href="#">Start Form</a>
499-Q - May 2020 Filing		Not Started		<a href="#">Start Form</a>
499-A - 2020 Filing		Not Started		<a href="#">Start Form</a>
499-Q - February 2020 Filing		Not Started		<a href="#">Start Form</a>

# FCC Form 499-A E-File Main Page

Main page for completing of the FCC Form 499-A in E-File.

Registration Info  
Revenue Reporting





## E-FILE

Company Name: USAC Test Amy  
Filer ID: 889993

2020 FCC Form 499-A  
(Reporting calendar 2019 revenues)

### MAIN PAGE: 2020 FCC FORM 499-A (REPORTING ACTUAL REVENUES FROM CALENDAR YEAR 2019)

Thank you for choosing to electronically file your FCC Form 499-A. Use this E-File system to update your registration information and to report your actual revenues from calendar year 2019. As you enter your data, be sure that you understand the requirements as indicated in the [2020 FCC Form 499-A Instructions](#).

<b>Update Registration Information</b> <small>(Pages 1-3 of FCC Form 499-A)</small>	Review and update your registration information, including your company contact names and addresses, carrier type and activities, and jurisdiction. The E-File system has pre-populated this information from your prior FCC Form 499 submissions.
<b>Enter/Update Revenue Information</b> <small>(Pages 4-8 of FCC Form 499-A)</small>	Enter or update your revenue information for calendar year 2019. If you are submitting a revision, the E-File system has pre-populated revenue information from your last filing.

#### Submitting the Form

Throughout the data entry process, the E-File system will conduct validations of your data and will advise you of any issues it detects. The "Review and Certify My Filing to USAC" button will be enabled only when any identified issues have been resolved.

**Save & Close Form**      **Review & Certify My Filing to USAC**

# Registration Information Summary

---

## Information Reported in Registration Section

- Company identification
- Telecommunications services offered
- Holding Company/Affiliates
- Customer contact information
- Form preparer contact information
- USAC billing contact information
- List of company officers
- States where services are sold

Please review if this information is correct when submitting the FCC Form 499-A.

While the information is pre-populated from last year's form, take a moment to review for accuracy.

Service providers can update this information at any time during the year by submitting a revision to the Form 499A.

# Revenue Reporting Summary

## Revenue Reporting Sections

### Form 499-A Line #

Lines 303-315	<b>Carrier's Carrier</b> This section is for reporting revenues received from (1) carriers that contributed to the federal universal service fund (USF); OR (2) USAC or state sources for universal service support.	<a href="#">Edit</a>
Lines 403-417	<b>End-User</b> This section is for reporting revenues received from end-users, or carriers that did not contribute to the federal USF, for providing telecommunications or interconnected VoIP services.	<a href="#">Edit</a>
Lines 418.1-418.3	<b>Non-Telecommunications</b> This section is for reporting revenues received for providing non-telecommunications services.	<a href="#">Edit</a>
Line 418.4	<b>Non-Interconnected VoIP</b> This section is for reporting revenues received for providing non-interconnected VoIP services.	<a href="#">Edit</a>
Lines 511	<b>Excluded Reseller Revenue</b> This section is for reporting revenues from carriers that did not contribute to USF that you would like to exclude from other contribution bases (e.g., NANPA, TRS, LNP).	<a href="#">Edit</a>
Lines 421-422	<b>Uncollectible Revenue or Bad Debt</b> This section is for reporting any uncollectible revenue or bad debt.	<a href="#">Edit</a>
Lines 503-510	<b>Regional Percentages</b> This section is required for carriers and providers of interconnected VoIP with revenue to indicate regional billing data.	<a href="#">Edit</a>
	<b>Certifying Officer Information</b> This section you will need to fill out the filer's Certifying officer information.	<a href="#">Edit</a>

Save & Close Form

Go To Main Page

Company Name: USAC Test Amy  
 Filer ID: 889993

2019 FCC Form 499-A  
 (Reporting calendar 2018 revenues)

### CARRIER'S CARRIER REVENUE

In this section, report: (1) revenues from telecommunications services sold to other carriers; and (2) revenue received from USAC or state sources for universal service support.

For questions below regarding revenue "from carriers that contribute to USF", the carrier's customer must (1) incorporate the purchased telecommunications services into its own telecommunications offerings and (2) be reasonably expected to contribute to the federal universal service support mechanisms based on revenues from such offerings when provided to end users. [FCC Form 499-A Instructions](#).

Online data entry screen

#### Fixed Local Services

Did you receive any revenues for providing **fixed local** service for resale - *from carriers that contribute to USF (see above)*? YES - [Click here](#)  
 NO - Continue to next question

#### Per-minute charges for originating and terminating calls

Did you receive any revenues from carriers for the **origination or termination of calls**? YES - [Click here](#)  
 NO - Continue to next question

#### Private Line & Business Data Services

Did you receive any revenues for providing **private line and business data** service for resale - *from carriers that contribute to USF (see above)*? YES - [Click here](#)  
 NO - Continue to next question

#### Payphone Services

Did you receive any **payphone compensation** from long distance carriers? YES - [Click here](#)  
 NO - Continue to next question

#### Other Local Telecommunication Services

Did you receive any revenues for providing **other local telecommunication service** for resale - *from carriers that contribute to USF (see above)*? YES - [Click here](#)  
 NO - Continue to next question

#### Universal Service Support Funding

Did you receive any **universal service funding** from either state sources or from USAC for high cost or low income support? YES - [Click here](#)  
 NO - Continue to next question

#### Mobile Services (i.e., wireless telephony, paging, messaging, and other mobile services)

Did you receive any revenues for providing: 1) **mobile** service for resale - *from carriers that contribute to USF (see above)*; OR 2) other carriers with **roaming** service for its customers - *from carriers that contribute to USF (see above)*? YES - [Click here](#)  
 NO - Continue to next question

#### Long Distance Services

Did you receive any revenues for providing **any long distance services (i.e., operator assisted calls, ordinary long distance, private line, satellite, other long distance)** for resale - *from carriers that contribute to USF (see above)*? YES - [Click here](#)  
 NO - Continue to next question

Save & Return to Summary

Save & Continue

Expand All

Save & Close

# Revenue Data Entry

Placed side by side, you'll see that the online data entry screen does not look like the paper form. If you only provide one type of service, you may select that service type. Or...

2019 FCC Form 499-A Telecommunications Reporting Worksheet (Reporting 2018 Revenues)					Page 4
Block 3: Carrier's Carrier Revenue Information					
301	Filer 499 ID [from Line 101]				
302	Legal name of filer [from Line 102]				
Report billed revenues for January 1 through December 31, 2018. Do not report any negative numbers. Dollar amounts may be rounded to the nearest thousand dollars. However, report all amounts as whole dollars.					
Total Revenues (a)	If breakouts are not book amounts, enter whole percentage estimates		Breakouts		
	Interstate (b)	International (c)	Interstate Revenues (d)	International Revenues (e)	
See instructions regarding percent interstate and international.					
<b>Revenues from Services Provided for Resale as Telecommunications by Other Contributors to Federal Universal Service Support Mechanisms</b>					
<i>Fixed local service</i>					
Monthly service, local calling, connection charges, vertical features, and other local exchange service including subscriber line and					
303.1	PICC charges to IXCs				
Provided as unbundled network elements (UNEs)					
303.2	Provided under other arrangements				
Per-minute charges for originating or terminating calls					
304.1	Provided under state or federal access tariff				
304.2	Provided as unbundled network elements or other contract arrangement				

Paper Form Block 3



Click the 'Expand All' selection at the bottom of the screen.....

Company Name: USAC Test Amy  
 Filer ID: 889993

2019 FCC Form 499-A  
 (Reporting calendar 2018 revenues)

### CARRIER'S CARRIER REVENUE

In this section, report: (1) revenues from telecommunications services sold to other carriers; and (2) revenue received from USAC or state sources for universal service support.

For questions below regarding revenue *"from carriers that contribute to USF"*, the carrier's customer must (1) incorporate the purchased telecommunications services into its own telecommunications offerings and (2) be reasonably expected to contribute to the federal universal service support mechanisms based on revenues from such offerings when provided to end users. [FCC Form 499-A Instructions](#).

#### Fixed Local Services

Did you receive any revenues for providing **fixed local** service for resale - *from carriers that contribute to USF (see above)?* YES - [Click here](#)  
 NO - Continue to next question

Please report revenues for monthly service, local calling, connection charges, vertical features, and other local exchange service including subscriber line and PCCC charges to IXCs. Please report your revenues from all local exchange services that should be included with the basic local service revenues. Break out these revenues as follows:

#### Show Helpful Hint

303.1 Provided to carriers as unbundled network elements (UNEs)

\$ 0.00	0.00 %	0.00 %	\$ 0.00	\$ 0.00
Total Revenues	Interstate %	International %	Interstate Revenues	International Revenues

303.2 Services provided to carriers under tariffs or arrangements other than unbundled network elements (for example, resale). Line 303.2 should also include Presubscribed Interexchange Carrier Charge (PICCC) charges levied on carriers.

\$ 0.00	0.00 %	0.00 %	\$ 0.00	\$ 0.00
Total Revenues	Interstate %	International %	Interstate Revenues	International Revenues

#### Per-minute charges for originating and terminating calls

Did you receive any revenues from carriers for the **origination or termination of calls**? YES - [Click here](#)  
 NO - Continue to next question

Please report revenues for per-minute charges for originating and terminating calls, including charges related to originating or terminating VoIP-PSTN traffic (voice over Internet protocol to public switched telephone network traffic).

#### Show Helpful Hint

304.1 Provided under state or federal access tariff

\$ 0.00	0.00 %	0.00 %	\$ 0.00	\$ 0.00
Total Revenues	Interstate %	International %	Interstate Revenues	International Revenues

304.2 Provided as unbundled network elements or other contract arrangement

\$ 0.00	0.00 %	0.00 %	\$ 0.00	\$ 0.00
Total Revenues	Interstate %	International %	Interstate Revenues	International Revenues

#### Private Line & Business Data Services

Did you receive any revenues for providing **private line and business data** service for resale - *from carriers that contribute to USF (see above)?* YES - [Click here](#)  
 NO - Continue to next question

Please report revenues from all private line and business data services. Break out those revenues as follows:

#### Show Helpful Hint

305.1 Telecommunications - Provided to other contributors for resale as telecommunications

# Revenue Data Entry

After clicking the 'Expand All', every section is expanded and the corresponding line numbers that reference the paper form are displayed.

There's a lot of lines, so use the scroll bar on the right hand side of the screen to scroll through all of the data entry questions.

If the line number is a service your company sells, enter the total revenue in the box on the left hand side of the screen. For each line on which you provide revenue numbers, you will be required to enter what portion of that total revenue can be attributed to interstate and international.

The percentage boxes are grayed out and will be calculated when you enter the actual revenue numbers.

# Data Entry Navigation

Did you receive any revenues for providing **wireless mobile services** (i.e., cellular, paging, messaging, SMS, and other mobile services)?

YES - [Click here](#)  
NO - Continue to next question

## Long Distance Services

Did you receive any revenues for providing **long distance services** (i.e., prepaid calling card, operator assisted calls, ordinary long distance, interconnected VoIP, private line, satellite, audio bridging, or other long distance)?

YES - [Click here](#)  
NO - Continue to next question

[Save & Return to Summary](#)

[Save & Continue](#)

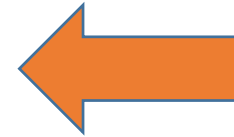
[Expand All](#)

[Save & Close](#)

© 1997-2020, Universal Service Administrative Company, All Rights Reserved.

[Website & Privacy Policies](#) | [Website Feedback](#)

At the bottom of each data entry page, there is a line of buttons for navigating through the data entry process.



[Save & Return to Summary](#)

Saves form, **return** to summary page

[Save & Continue](#)

Saves form, **advances** to next section

[Save & Close](#)

Saves form, **EXITS** form data entry



E-FILE

Company Name: USAC Test Amy  
Filer ID: 889993

2019 FCC Form 499-A  
(Reporting calendar 2018 revenues)

**FORM 499-A DATA SAVED**



Your 499 worksheet has been successfully saved. It is now safe to close this window.

**No information has been submitted to USAC.**

You may return at any time to complete and submit this worksheet by going to the E-File search screen for this filer and clicking on the form name.

Please note that failure to submit your certified 499 Form by the due date could result in late fees.

[Close](#)

**Questions?**

# **Certify and Submit**

Complete the FCC Form 499

## Review, Certify & Submit

Once the data entry is complete on the FCC Form 499-A, **USAC does not consider it submitted until a Company Officer electronically signs (certify) and submits the form.**

**E-File preparers cannot submit the FCC Form 499-A, only a Company Officer can.**

E-File gives the officer two methods for certifying forms.



Account #	Company Name	Form	Status	View	Action
889994	USAC Test	499-Q - November 2020 Filing - Rev 5	Approved		Revise   Certify
889997	USAC Test	499-Q - November 2020 Filing	Approved		Revise   Certify
889993	USAC Test	499-Q - November 2020 Filing	Approved		Revise   Certify
889992	USAC Test	499-Q - November 2020 Filing - Rev 1	Approved		Revise   Certify

Universal Service Administrative Company®

### E-FILE

Company Name: USAC Test Amy  
Filer ID: 889993

2019 FCC Form 499-A  
(Reporting calendar 2018 revenues)

### MAIN PAGE: 2019 FCC FORM 499-A (REPORTING ACTUAL REVENUES FROM CALENDAR YEAR 2018)

Thank you for choosing to electronically file your FCC Form 499-A. Use this E-File system to update your registration information and to report your actual revenues from calendar year 2018. As you enter your data, be sure that you understand the requirements as indicated in the [2019 FCC Form 499-A Instructions](#).

Update Registration Information

(Pages 1-3 of FCC Form 499-A)

Review and update your registration information, including your company contact names and addresses, carrier type and activities, and jurisdiction. The E-File system has pre-populated this information from your prior FCC Form 499 submissions.

Enter/Update Revenue Information

(Pages 4-8 of FCC Form 499-A)

Enter or update your revenue information for calendar year 2018. If you are submitting a revision, the E-File system has pre-populated revenue information from your last filing.

### Submitting the Form

Throughout the data entry process, the E-File system will conduct validations of your data and will advise you of any issues it detects. The "Review and Certify My Filing to USAC" button will be enabled only when any identified issues have been resolved.

Save & Close Form

Review & Certify My Filing to USAC

# Online Resources

# Webinar Training Announcements

## Annual Training

- February

## Monthly Trainings

- New 499 ID
- Office Hours – open topic and discussion

Previous webinar recordings also stored here.



[Subscribe](#) [Payments](#) [Open Data](#)

[Sign In](#)

[About](#) ▾

[E-rate](#) ▾

[Rural Health Care](#) ▾

[Lifeline](#) ▾

[High Cost](#) ▾

[Service Providers](#) ▾

[Service Providers Home](#)

[Contributing to the USF](#)

[Who Must Contribute](#)

[Register for a 499 ID](#)

[Manage Your 499 ID](#)

[Forms to File](#)

[When to File](#)

[What to Expect After Filing](#)

[Making Revisions](#)

[Making Payments](#)

[How to Pay](#)

[Contribution Factors](#)

[Invoices](#)

[Late Payments, DCIA, Red Light](#)

[Billing Disputes](#)

[Credit Balance Refunds](#)

[Annual True-Up Process](#)

[Non-USAC Payments](#)

[Request Invoice Copy](#)

[Participating in a USF Program](#)

[Register for a 498 ID](#)

[Manage Your 498 ID](#)

[Disbursement Schedules](#)

[DATA Act](#)

[Resources](#)

[Announcements](#)

[Appeals and Audits](#)

[Forms & Instructions](#)

[Glossary of Terms](#)

[Multi-Factor Authentication](#)

[Learn](#)

[Videos](#)

[Webinars](#)

[Newsletter](#)

[FAQs](#)

[Contact Us](#)

# Annual Form 499-A Training Announcements

---

## **Office Hours: Changes in the 2022 FCC Form 499-A**

**Date:** Thursday, February 10, 2022

## **2022 FCC Form 499-A: Getting Started**

**Date:** Wednesday, February 16, 2022

## **2022 FCC Form 499-A: Wireline and Wireless Providers**

**Date:** Thursday, February 17, 2022

## **2022 FCC Form 499-A: VoIP Providers and Resellers**

**Date:** Friday, February 18, 2022

All webinars will start at 2:00 pm ET and last approximately 1 hour. Register on our [website](#).

# Additional Learning Resources

The USAC website offers several options to learn via our online video library as well.

Click on the words **'Service Providers'** on the main webpage.

The screenshot shows the top navigation bar of the USAC website. The logo for Universal Service Administrative Co. is on the left. On the right, there are links for 'Subscribe', 'Payments', 'Open Data', and a blue 'Sign In' button next to a search box. Below the navigation bar is a horizontal menu with dropdown arrows for 'About', 'E-rate', 'Rural Health Care', 'Lifeline', 'High Cost', and 'Service Providers'. The 'Service Providers' dropdown is open, showing a list of links. The 'Learn' section of this dropdown is highlighted with an orange box and contains the following items: 'Videos', 'Webinars', 'Newsletter', and 'FAQs'. Below the 'Learn' section is a 'Contact Us' link. Other sections in the dropdown include 'Service Providers Home', 'Contributing to the USF', 'Who Must Contribute', 'Register for a 499 ID', 'Manage Your 499 ID', 'Forms to File', 'When to File', 'What to Expect After Filing', 'Making Revisions', 'Making Payments', 'How to Pay', 'Contribution Factors', 'Invoices', 'Late Payments, DCIA, Red Light', 'Billing Disputes', 'Credit Balance Refunds', 'Annual True-Up Process', 'Non-USAC Payments', 'Request Invoice Copy', 'Participating in a USF Program', 'Register for a 498 ID', 'Manage Your 498 ID', 'Disbursement Schedules', 'DATA Act', 'Resources', 'Announcements', 'Appeals and Audits', 'Forms & Instructions', 'Glossary of Terms', and 'Multi-Factor Authentication'.

## For More Assistance



Call Customer Support at:

[\(888\) 641-8722 Option 4](tel:(888)641-8722)

Monday – Friday, 9 a.m. – 5 p.m. ET



Form 499 questions: email [Form499@usac.org](mailto:Form499@usac.org)

USF billing questions: email [Billing@usac.org](mailto:Billing@usac.org)



Visit the Service Provider's [Learn](#) page



**Universal Service  
Administrative Co.**