

RAD: Linking Accounts

Lifeline Program Update

July 10, 2019



Universal Service
Administrative Co.

Housekeeping

- Audio is available through your computer's speakers
- The audience will remain on mute
- Enter questions at any time using the “Questions” box
 - There is a large audience signed in today. We will accept as many questions as possible!
- If your audio or slides freeze, restart the webinar
- Copy of the slide deck in the “handouts” section of webinar panel

Today's Presenters



Brandi Streauslin



Catie Miller



Leah Sorini

Agenda

1. Announcements
2. Overview
3. Linking Accounts to Existing Representatives
4. Linking Accounts to New Representatives
5. Linking Representatives to NLAD API
6. Unlinking Accounts
7. Questions

Announcements

Representative Accountability Database (RAD)

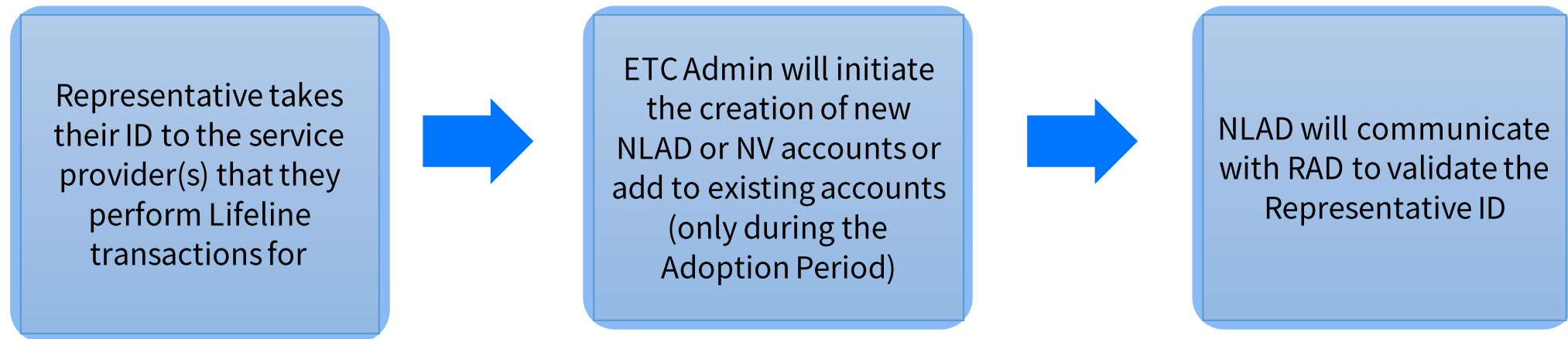
Announcements

- RAD launched on Tuesday, June 25
 - Representatives can begin registering for a Representative ID via LifelineRAD.org
- Service providers can request the revised NLAD API Specifications for RAD and the revised bulk upload template by contacting the Lifeline Support Center

Overview

Linking Representative IDs to Accounts

Implementation Phase 2: Linking Accounts



Implementation Phase 2: Linking Accounts

- During the week of July 15, USAC will announce that service providers will be able to begin linking a Representative ID to test accounts in the pre-production environment
- During the week of July 22 USAC will announce that it will release additional RAD changes in the production and pre-production environments
 - Service providers will be required to provide a Representative ID for new accounts created in the production environment
 - Service providers will have the ability to begin linking a Representative ID to existing accounts in the production environment
 - Service providers will be able to test changes to NLAD that include the errors they or their subaccount users would experience if trying to submit a transaction with a locked out Representative ID

Implementation Phase 2: Linking Accounts

User Roles

- NLAD and National Verifier user roles that need a Representative ID:
 - ETC Admin
 - ETC Agent
 - ETC Analyst
 - ETC Operations
- Roles that do not require a Representative ID:
 - 497 Officer
 - Any state user role
- **497 Officers** have to link Representative IDs to **ETC Admin** roles
- **ETC Admins** have to link Representative IDs to all **subaccount** roles

Implementation Phase 2: Linking Accounts

Linking Representatives to NLAD API

- Representatives submitting transactions via the API are not required to have a NLAD subaccount role
- Service providers have the ability to link active Representative IDs to API IDs (regardless of having an existing NLAD subaccount or not) via the file upload process or 1 by 1 through the NLAD UI

Implementation Phase 2: Linking Accounts

Master Agents

- A **Master Agent** is an individual that contracts directly with ETCs and oversees or manages a team of people working to complete Lifeline enrollments.
- Master Agents should register for a Representative ID.
- If a representative works for a Master Agent, the carrier will need to link the Master Agent's Representative ID to the ETC and representative.
 - The Master Agent Representative ID will be linked at the same time the representative is linked to the ETC.

Linking Accounts to Existing Representatives

RAD Implementation Phase 2

Linking Accounts to Existing Representatives

File Upload

- ETC Admins will upload a file to NLAD to link a Representative ID to existing representatives' subaccounts
 - The file may contain one or more accounts
- The file template will be posted on USAC's website and includes the following fields:
 - First Name
 - Last Name
 - Representative ID
 - User Name (user's NLAD email address)
 - API ID (ETC API ID)
 - Master Agent First Name
 - Master Agent Last Name
 - Master Agent Representative ID (the ETC Admin should include the Master Agent's information for all representatives that this applies to)

Linking Accounts to Existing Representatives

File Upload

- All 8 column headers are required in the file template
 - Values for “User Name” and “API ID” are conditional (1 of the 2 are required, but cannot have values for both in the same row)
 - Master Agent values are optional

	A	B	C	D	E	F	G	H
1	firstName	lastName	representativeId	userName	apiId	masterAgentFirstName	masterAgentLastName	masterAgentRepID
2								
3								
4								
5								
6								
7								
8								
9								
10								

Linking Accounts to Existing Representatives

File Upload

The ETC Admin clicks “**Manage Representative IDs.**”

SUBSCRIBER MANAGEMENT

- Enroll Subscriber
- Update Subscriber
- Transfer Lifeline Benefit
- De-Enroll Subscriber
- Submit Resolution Request
- Upload Subscriber File
- Lookup Subscriber

ACCOUNT MANAGEMENT

- ETC Administrator Home Page
- Manage Representative IDs**
- Manage NLAD Subaccounts
- Create NLAD Subaccount
- Create ETC API Account
- Manage Email Recipients
- Change Password

MANAGE REPRESENTATIVE IDS

Select a File: No file chosen

[Instructions](#)

Uploaded Files						
Filename	Date	Rows	Status	Submitted	Rejected	Errors
david_ni-test2.csv	May 09, 2019 11:32:47 am	1	Errors	1	1	Download File
david_ni-test2.csv	May 09, 2019 10:32:19 am	1	Errors	1	1	Download File
david_ni-test2.csv	May 08, 2019 10:59:20 pm	1	Errors	1	1	Download File
david_ni-test2.csv	May 08, 2019 10:57:51 pm	1	Errors	1	1	Download File
david_ni-test2.csv	May 08, 2019 10:56:00 pm	1	Errors	1	1	Download File
	May 08, 2019	-	-	-	-	

This column displays how many rows in a file were rejected.

If any Representative IDs received an error, you can download this file to see what errors are associated with the Representative IDs.

Linking Accounts to Existing Representatives

File Upload: Sample File Error Report

Representative ID
populates here.

	A	B	C	D	
1	Batch Row	Representative ID	Field Name	Error Message	Error Data
2	1	123456789	userName	User Name does not exist.	ST@pinkphones.com
3	2	123456789	representativeId	Representative ID not found.	123456789
4	3	123456789	representativeId	First Name, Master Agent Last Name and Master Agent Representative ID do not match.	123456789
5					
6					
7					
8					

Linking Accounts to New Representatives

RAD Implementation Phase 2

Linking Accounts to New Representatives

Representative ID Required

SUBSCRIBER MANAGEMENT

- Enroll Subscriber
- Update Subscriber
- Transfer Lifeline Benefit
- De-Enroll Subscriber
- Submit Resolution Request
- Upload Subscriber File
- Lookup Subscriber

ACCOUNT MANAGEMENT

- ETC Administrator Home Page
- Manage Representative IDs
- Manage NLAD Subaccounts
- Create NLAD Subaccount
- Create ETC API Account
- Manage Email Recipients
- Change Password

REPORTS AND TOOLS

- Reports
- Tribal Lands Eligibility Verification
- User Guide
- API Specification
- Field Descriptions
- NLAD Access Agreement
- Training Videos

CREATE NLAD SUBACCOUNT

[Instructions](#)

Authorized NLAD User Information

Email Address*

Confirm Email Address*

Email Address

First Name* Last Name*

Phone Number* Representative ID*

This is a new field. The ETC Admin enters the Representative ID here.

Subaccount Role

NLAD Role

▼

Subaccount Permissions

<input checked="" type="checkbox"/>	SPIN
<input checked="" type="checkbox"/>	143002644
<input checked="" type="checkbox"/>	143033824
<input checked="" type="checkbox"/>	143002264

Linking Accounts to New Representatives

Potential Errors

Scenario	NLAD Response during linking	Can be linked?
Representative ID is not provided	Representative ID is required	NO
Representative has a failed Representative ID status	Representative ID: Representative has unresolved errors	NO
Representative ID is not in RAD	Representative ID: Representative ID not found	NO
Representative's Representative ID has been locked	Representative ID: Representative ID cannot be applied to new user accounts	NO
The Representative ID exists in RAD, but the submitted First Name, Last Name, and Representative ID combination does not match what is in RAD	Representative ID: First Name, Last Name and Representative ID do not match	NO
Representative ID is active and the First Name, Last Name match what is in RAD	Subaccount created	YES

Linking Accounts to New Representatives

Representative ID Required

SUBSCRIBER MANAGEMENT

- Enroll Subscriber
- Update Subscriber
- Transfer Lifeline Benefit
- De-Enroll Subscriber
- Submit Resolution Request
- Upload Subscriber File
- Lookup Subscriber

ACCOUNT MANAGEMENT

- ETC Administrator Home Page
- Manage Representative IDs
- Manage NLAD Subaccounts
- Create NLAD Subaccount
- Create ETC API Account
- Manage Email Recipients
- Change Password

CREATE NLAD SUBACCOUNT

Representative ID is required

Authorized NLAD User Information

Email Address*

Confirm Email Address*

Email Address Joe.Smith@pinkphones.com

First Name* Last Name*

Joe Smith

Phone Number* Representative ID*

XXX - XXX - XXXX

This error will display once a Representative ID is required for any new account created in NLAD if the ETC Admin does not include a Representative ID.

[Instructions](#)

The ETC Admin enters the Representative ID here.

Linking Accounts to New Representatives

Representative ID not Found

This error will display if the Representative ID is not found. The ETC Admin may have mistyped the Representative ID or the representative provided the incorrect Representative ID. The representative should reference the email they received once they successfully registered for their Representative ID.

SUBSCRIBER MANAGEMENT

- Enroll Subscriber
- Update Subscriber
- Transfer Lifeline Benefit
- De-Enroll Subscriber
- Submit Resolution Request
- Upload Subscriber File
- Lookup Subscriber

ACCOUNT MANAGEMENT

- ETC Administrator Home Page
- Manage Representative IDs
- Manage NLAD Subaccounts
- Create NLAD Subaccount
- Create ETC API Account
- Manage Email Recipients
- Change Password

CREATE NLAD SUBACCOUNT

Validation Error

- Representative ID : Representative ID not found.**

[Instructions](#)

Authorized NLAD User Information

Email Address*	<input type="text" value="JS@pinkphonescom"/>		
Confirm Email Address*	<input type="text" value="JS@pinkphonescom"/>		
	<input type="button" value="Search"/>		
Email Address	JS@pinkphonescom		
First Name*	Last Name*		
<input type="text" value="Jane"/>	<input type="text" value="Smith"/>		
Phone Number*	Representative ID*		
<input type="text" value="XXX - XXX - XXXX"/>	<input type="text" value="123456789"/>		

Representative ID is entered here.

Linking Accounts to New Representatives

Unresolved Representative ID Errors

This error will display if the representative has unresolved errors associated with their Representative ID. The representative will need to resolve the errors before the ETC Admin can create the representative's user account.

SUBSCRIBER MANAGEMENT

- Enroll Subscriber
- Update Subscriber
- Transfer Lifeline Benefit
- De-Enroll Subscriber
- Submit Resolution Request
- Upload Subscriber File
- Lookup Subscriber

ACCOUNT MANAGEMENT

- ETC Administrator Home Page
- Manage Representative IDs
- Manage NLAD Subaccounts
- Create NLAD Subaccount
- Create ETC API Account
- Manage Email Recipients
- Change Password

CREATE NLAD SUBACCOUNT

Validation Error

- Representative ID : Representative has unresolved registration errors.

[Instructions](#)

Authorized NLAD User Information

Email Address*	<input type="text"/>		
Confirm Email Address*	<input type="text"/>		
	<input type="button" value="Search"/>		
Email Address	JS@pinkphones.com		
First Name*	Last Name*		
<input type="text" value="Jane"/>	<input type="text" value="Smith"/>		
Phone Number*	Representative ID*		
<input type="text" value="XXX - XXX - XXXX"/>	<input type="text" value="123456789"/>		

Representative ID is entered here.

Linking Accounts to New Representatives

Representative ID Locked

This error will display if the Representative ID is locked out from Lifeline systems.

SUBSCRIBER MANAGEMENT

- Enroll Subscriber
- Update Subscriber
- Transfer Lifeline Benefit
- De-Enroll Subscriber
- Submit Resolution Request
- Upload Subscriber File
- Lookup Subscriber

ACCOUNT MANAGEMENT

- ETC Administrator Home Page
- Manage Representative IDs
- Manage NLAD Subaccounts
- Create NLAD Subaccount
- Create ETC API Account
- Manage Email Recipients
- Change Password

CREATE NLAD SUBACCOUNT

Validation Error

- Representative ID : Representative ID cannot be applied to new user accounts.

[Instructions](#)

Authorized NLAD User Information

Email Address*	<input type="text"/>		
Confirm Email Address*	<input type="text"/>		
	<input type="button" value="Search"/>		
Email Address	JS@pinkphones.com		
First Name*	Last Name*		
<input type="text" value="Jane"/>	<input type="text" value="Smith"/>		
Phone Number*	Representative ID*		
<input type="text" value="XXX - XXX - XXXX"/>	<input type="text" value="123456789"/>		

Representative ID is entered here.

Linking Accounts to New Representatives

First Name, Last Name, and Representative ID Don't Match

This error will display if the Representative ID does not match the first and last name that the representative registered with. The ETC Admin should confirm the information with the representative.

SUBSCRIBER MANAGEMENT

- Enroll Subscriber
- Update Subscriber
- Transfer Lifeline Benefit
- De-Enroll Subscriber
- Submit Resolution Request
- Upload Subscriber File
- Lookup Subscriber

ACCOUNT MANAGEMENT

- ETC Administrator Home Page
- Manage Representative IDs
- Manage NLAD Subaccounts
- Create NLAD Subaccount
- Create ETC API Account
- Manage Email Recipients
- Change Password

CREATE NLAD SUBACCOUNT

Validation Error

- **Representative ID : First Name, Last Name and Representative ID do not match.**

[Instructions](#)

Authorized NLAD User Information

Email Address*	<input type="text"/>
Confirm Email Address*	<input type="text"/>
<input type="button" value="Search"/>	
Email Address	JS@pinkcphones.com
First Name*	Last Name*
<input type="text" value="Jane"/>	<input type="text" value="Smith"/>
Phone Number*	Representative ID*
<input type="text" value="XXX - XXX - XXXX"/>	<input type="text" value="123456789"/>

Representative ID is entered here.

Linking Accounts to New Representatives

Master Agent: Potential Errors

Scenario	NLAD Response during linking	Can be linked?
1 or more of the Master Agent fields have information, but 1 or more fields are missing	Incomplete Master Agent: If any Master Agent information is provided, then all Master Agent information is required	NO
Master Agent has a failed Representative ID status	Master Agent Representative ID: Representative has unresolved errors	NO
Master Agent Representative ID is not in RAD	Master Agent Representative ID: Representative ID not found	NO
Master Agent Representative's Representative ID has been locked	Master Agent Representative ID: Representative ID cannot be applied to new user accounts	NO
User and Master Agent Representative IDs are active and the First Name, Last Name match what is in RAD	Subaccount created	YES

Linking Accounts to New Representatives

Master Agent

SUBSCRIBER MANAGEMENT

- Enroll Subscriber
- Update Subscriber
- Transfer Lifeline Benefit
- De-Enroll Subscriber
- Submit Resolution Request
- Upload Subscriber File
- Lookup Subscriber

ACCOUNT MANAGEMENT

- ETC Administrator Home Page
- Manage Representative IDs
- Manage NLAD Subaccounts
- Create NLAD Subaccount
- Create ETC API Account
- Manage Email Recipients
- Change Password

REPORTS AND TOOLS

- Reports
- Tribal Lands Eligibility Verification
- User Guide
- API Specification

CREATE NLAD SUBACCOUNT

Validation Error

- Master Agent Representative ID: Representative ID not found.

[Instructions](#)

This error will display if the Master Agent's representative ID is not found.

Authorized NLAD User Information

Email Address*

Confirm Email Address*

Search

Email Address Joe.Smith@pinkphones.com

First Name* Last Name*

Joe Smith

Phone Number* Representative ID*

XXX - XXX - XXXX 123456789

Master Agent for Authorized NLAD User

☒ Master Agent (Optional)

First Name *

Jane

Last Name *

Smith

Representative ID *

123456789


The ETC Admin should enter the Master Agent or third party marketing representative information here.

The Master Agent is an optional field. The ETC Admin should provide Master Agent information for all representatives that this applies to.

Linking Accounts to New Representatives

Account Successfully Created

CREATE NLAD SUBACCOUNT

 Subaccount created

[Instructions](#)

Subaccount Permissions

SPIN

143002644

Linking Representatives to NLAD API

RAD Implementation Phase 2

Linking Representatives to NLAD API

Overview

To submit a Representative ID by API for a given NLAD transaction, that Representative ID must be linked to the API ID.

There are two options for how to link a Representative ID to an API ID:

- Use the batch linking process and file upload on the Manage Representative IDs page
- Individually link representatives on the Update NLAD Subaccount page

Linking Representatives to NLAD API

SUBSCRIBER MANAGEMENT

- Enroll Subscriber
- Update Subscriber
- Transfer Lifeline Benefit
- De-Enroll Subscriber
- Submit Resolution Request
- Upload Subscriber File
- Lookup Subscriber

ACCOUNT MANAGEMENT

- ETC Administrator Home Page
- Manage Representative IDs
- Manage NLAD Subaccounts**
- Create NLAD Subaccount
- Create ETC API Account
- Manage Email Recipients
- Change Password

Navigate to the “Manage NLAD Subaccounts” page and search by User ID of the ETC API account you want to add representatives to.

MANAGE NLAD SUBACCOUNTS

[Instructions](#)

Search by Email Address:

Submit

For API Accounts, search by User ID

[View All Subaccounts](#)

Select “View All Subaccounts” then select the API ID from the table.

[New Subaccount](#)

Linking Representatives to NLAD API

SUBSCRIBER MANAGEMENT

Enroll Subscriber
Update Subscriber
Transfer Lifeline Benefit
De-Enroll Subscriber
Submit Resolution Request
Upload Subscriber File
Lookup Subscriber

ACCOUNT MANAGEMENT

ETC Administrator Home Page
Manage Representative IDs
Manage NLAD Subaccounts
Create NLAD Subaccount
Create ETC API Account
Manage Email Recipients
Change Password

REPORTS AND TOOLS

Reports
Tribal Lands Eligibility Verification
User Guide
API Specification
Field Descriptions
NLAD Access Agreement
Training Videos

UPDATE NLAD SUBACCOUNT

[Instructions](#)

Authorized NLAD User Information

Email Address

testing7@testing.testing

First Name*

sa

Last Name*

Phone Number*

5555555555

Representative ID

Subaccount Role

NLAD Role ETC API

Authorized ETC Representatives

Search

[Download ETC Representatives Report](#)

Add New ETC Representative

Authorized Representatives for this API ID

	Last Name	First Name	ETC Rep ID	Master Agent Last Name	Master Agent First Name	Master Agent Rep ID
<input type="checkbox"/>	RAT	RAT	123456789			

Remove

< 1 Of 1 >

Subaccount Permissions

SPIN

143033824

Linking Representatives to NLAD API

SUBSCRIBER MANAGEMENT

Enroll Subscriber
Update Subscriber
Transfer Lifeline Benefit
De-Enroll Subscriber
Submit Resolution Request
Upload Subscriber File
Lookup Subscriber

ACCOUNT MANAGEMENT

ETC Administrator Home Page
Manage Representative IDs
Manage NLAD Subaccounts
Create NLAD Subaccount
Create ETC API Account
Manage Email Recipients
Change Password

REPORTS AND TOOLS

Reports
Tribal Lands Eligibility Verification
User Guide
API Specification
Field Descriptions
NLAD Access Agreement
Training Videos

UPDATE NLAD SUBACCOUNT

[Instructions](#)

Authorized NLAD User Information

Email Addresstesting@etc.com

First Name*Last Name*

s sa

Phone Number*Representative ID

5555555555

Subaccount Role

NLAD Role ETC API

Authorized ETC Representatives

Search

[Download ETC Representatives Report](#)

Add New ETC Representative

First Name*

Last Name*

Representative ID*

Enter representative information here.

Master Agent for Authorized NLAD User

☐ Master Agent (Optional)

Assign user to API ?

Submit

Authorized Representatives for this API ID

	Last Name	First Name	ETC Rep ID	Master Agent Last Name	Master Agent First Name	Master Agent Rep ID
<input type="checkbox"/>						

Remove

< 1 Of >

Linking Representatives to NLAD API

ETC Administration Home Page

Manage Representative IDs

Manage NLAD Subaccounts

Create NLAD Subaccount

Create ETC API Account

Manage Email Recipients

Change Password

REPORTS AND TOOLS

Reports

Tribal Lands Eligibility Verification

User Guide

API Specification

Field Descriptions

NLAD Access Agreement

Training Videos

Subaccount Role

NLAD Role ETC API

Authorized ETC Representatives

Search

Representative ID not found.

[Download ETC Representatives Report](#)

Add New ETC Representative

First Name*

Joe

Last Name*

Doe

Representative ID*

123456789

Master Agent for Authorized NLAD User

☐ Master Agent (Optional)

Assign user to API ?

Submit

Authorized Representatives for this API ID

	Last Name	First Name	ETC Rep ID	Master Agent Last Name	Master Agent First Name	Master Agent Rep ID
<input type="checkbox"/>						

Remove

< 1 of >

Subaccount Permissions

SPIN

143033824

This error will display if the representative ID is not found. The ETC Admin may have mistyped the Representative ID or the representative provided the incorrect Representative ID. The representative should reference the email they received once they successfully registered for their Representative ID.

Linking Representatives to NLAD API

- ETC Administrator Home Page
- Manage Representative IDs
- Manage NLAD Subaccounts
- Create NLAD Subaccount
- Create ETC API Account
- Manage Email Recipients
- Change Password

REPORTS AND TOOLS

- Reports
- Tribal Lands Eligibility Verification
- User Guide
- API Specification
- Field Descriptions
- NLAD Access Agreement
- Training Videos

Subaccount Role

NLAD Role ETC API

Authorized ETC Representatives

Search

Incomplete Master Agent Information: If any Master Agent information is provided, then all Master Agent information is required.

[Download ETC Representatives Report](#)

Add New ETC Representative

First Name*

Joe

Last Name*

Doe

Representative ID*

123456789

Master Agent for Authorized NLAD User

☒ Master Agent (Optional)

First Name *

Sam

Last Name *

Representative ID *

Assign user to API ?

Submit

Authorized Representatives for this API ID						
<input type="checkbox"/>	Last Name	First Name	ETC Rep ID	Master Agent Last Name	Master Agent First Name	Master Agent Rep ID

Remove

< 1 Of >

Subaccount Permissions

SPIN
143033824

This error will display if the ETC Admin did not enter all Master Agent information.

Linking Representatives to NLAD API

Enroll Subscriber

Update Subscriber

Transfer Lifeline Benefit

De-Enroll Subscriber

Submit Resolution Request

Upload Subscriber File

Lookup Subscriber

ACCOUNT MANAGEMENT

ETC Administrator Home Page

Manage Representative IDs

Manage NLAD Subaccounts

Create NLAD Subaccount

Create ETC API Account

Manage Email Recipients

Change Password

REPORTS AND TOOLS

Reports

Tribal Lands Eligibility Verification

User Guide

API Specification

Field Descriptions

NLAD Access Agreement

Training Videos

Instructions

Authorized NLAD User Information

Email Addresstesting@etc.com

First Name*Last Name*

s

sa

Phone Number*Representative ID

5555555555

Subaccount Role

NLAD Role ETC API

Authorized ETC Representatives

Search

Representative successfully added.

Download ETC Representatives Report

Add New ETC Representative

Authorized Representatives for this API ID

<input type="checkbox"/>	Last Name	First Name	ETC Rep ID	Master Agent Last Name	Master Agent First Name	Master Agent Rep ID
<input type="checkbox"/>	Doe	John	DEI87DE0E	Brown	Same	EIE349UE0

Remove

< 1 of 1 >

Subaccount Permissions

SPIN

143033824

Update

Deactivate

Unlinking Accounts

RAD Implementation Phase 2

Unlinking Accounts

If a representative should no longer be linked to a service provider or to certain SPINs that they were previously linked to, there are two ways to perform the unlinking:

1. If you deactivate the user account, the representative will no longer be linked to any of the SPINs associated with that user account.
2. If you visit the “Update NLAD Subaccount” page and remove SPINs that the user account has access to, the representative will no longer be linked to those SPINs.

If a representative should no longer be linked to an NLAD API ID, you select “Remove” in the “Authorized Representative for this API ID” section of the Update NLAD Subaccount page for the API ID.

Unlinking Accounts Subaccount

UPDATE NLAD SUBACCOUNT

[Instructions](#)

Authorized NLAD User Information

Email Address

testsalmon@test.com

First Name*

Last Name*

test

stepone

Phone Number*

Representative ID

211-111-1111

N02N4A23N

Subaccount Role

NLAD Role

ETC Operations

Subaccount Permissions

	SPIN
<input type="checkbox"/>	
<input checked="" type="checkbox"/>	143000734
<input checked="" type="checkbox"/>	143000783
<input checked="" type="checkbox"/>	143000556
<input checked="" type="checkbox"/>	143000554

Update

Reset Password

Deactivate

If the ETC Admin unselects a SPIN from the Subaccount Permissions table, then the Representative will no longer be linked to that SPIN.

If the account is deactivated, the representative will be unlinked from those SPINs.

Unlinking Accounts API ID

The ETC Admin selects the representative and clicks “Remove” to unlink a representative from an API ID.

SUBSCRIBER MANAGEMENT

- Enroll Subscriber
- Update Subscriber
- Transfer Lifeline Benefit
- De-Enroll Subscriber
- Submit Resolution Request
- Upload Subscriber File
- Lookup Subscriber

ACCOUNT MANAGEMENT

- ETC Administrator Home Page
- Manage Representative IDs
- Manage NLAD Subaccounts
- Create NLAD Subaccount
- Create ETC API Account
- Manage Email Recipients
- Change Password

REPORTS AND TOOLS

- Reports
- Tribal Lands Eligibility Verification
- User Guide
- API Specification
- Field Descriptions
- NLAD Access Agreement
- Training Videos

UPDATE NLAD SUBACCOUNT

[Instructions](#)

Authorized NLAD User Information

Email Address testingfortania@testrad.com

First Name* Last Name*

s sa

Phone Number* Representative ID

5555555555

Subaccount Role

NLAD Role ETC API

Authorized ETC Representatives

[Download ETC Representatives Report](#)

Authorized Representatives for this API ID

<input type="checkbox"/>	Last Name	First Name	ETC Rep ID	Master Agent Last Name	Master Agent First Name	Master Agent Rep ID
<input checked="" type="checkbox"/>	DEEP	DEMO	1HAWJDD97			

< 1 of 1 >

Subaccount Permissions

SPIN

Unlinking Accounts

API ID

SUBSCRIBER MANAGEMENT

- Enroll Subscriber
- Update Subscriber
- Transfer Lifeline Benefit
- De-Enroll Subscriber
- Submit Resolution Request
- Upload Subscriber File
- Lookup Subscriber

ACCOUNT MANAGEMENT

- ETC Administrator Home Page
- Manage Representative IDs
- Manage NLAD Subaccounts
- Create NLAD Subaccount
- Create ETC API Account
- Manage Email Recipients
- Change Password

REPORTS AND TOOLS

- Reports
- Tribal Lands Eligibility Verification
- User Guide
- API Specification
- Field Descriptions
- NLAD Access Agreement
- Training Videos

UPDATE NLAD SUBACCOUNT

[Instructions](#)

Authorized NLAD User Information

Email Address testingfortania@testrad.com

First Name* Last Name*

s sa


Phone Number* Representative ID

5555555555

Subaccount Role

NLAD Role ETC API

Authorized ETC Representatives

 Representative successfully removed.

[Download ETC Representatives Report](#)

Authorized Representatives for this API ID

	Last Name	First Name	ETC Rep ID	Master Agent Last Name	Master Agent First Name	Master Agent Rep ID
<input type="checkbox"/>						

Reminders

- A representative needs to have their account linked to **all** service providers for whom they work.
- Service providers do not have a limit to how many representatives are linked to their company.

Questions?

Lifeline Program Webinar

- Thank you for joining us!
- Sign up for Lifeline Program email updates and upcoming events
 - Visit usac.org/li and click “subscribe” in the upper-right corner
- Need help? Contact us!
 - General: LifelineProgram@usac.org



Universal Service
Administrative Co.