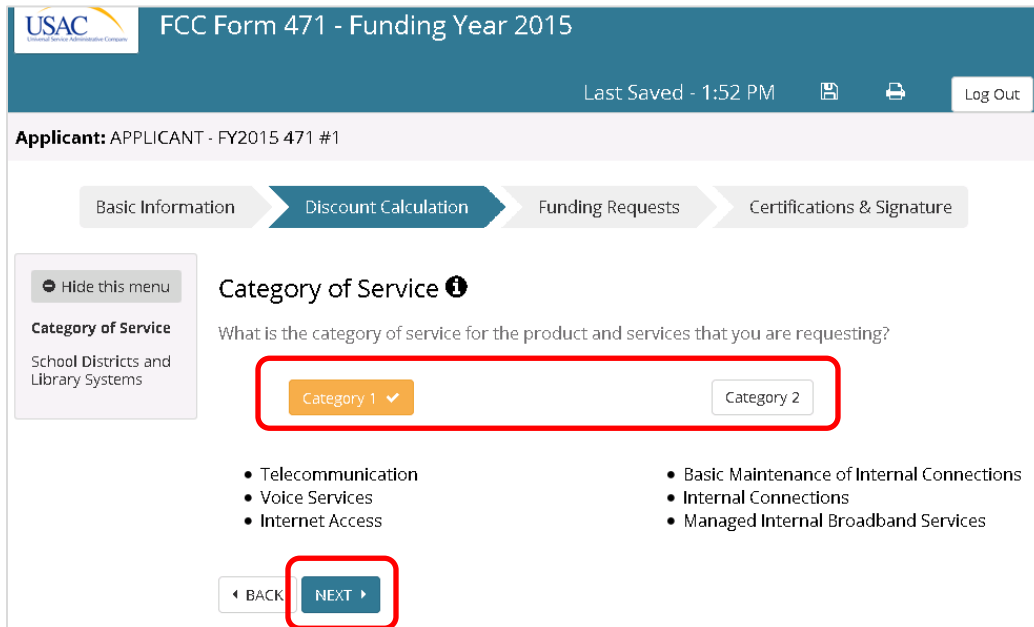


DISCOUNT CALCULATION – SCHOOLS

After you finish the “Basic Information” Section of the form, you move on to the “Discount Calculation” section. If you chose “individual school” or “school district,” complete the “Discount Calculation” section as follows.

First, choose whether you are filing this application for Category One services or Category Two services. You cannot file for both categories of service on the same FCC Form 471. Note that you cannot change the category of service after you make your choice. Then click “Next.”

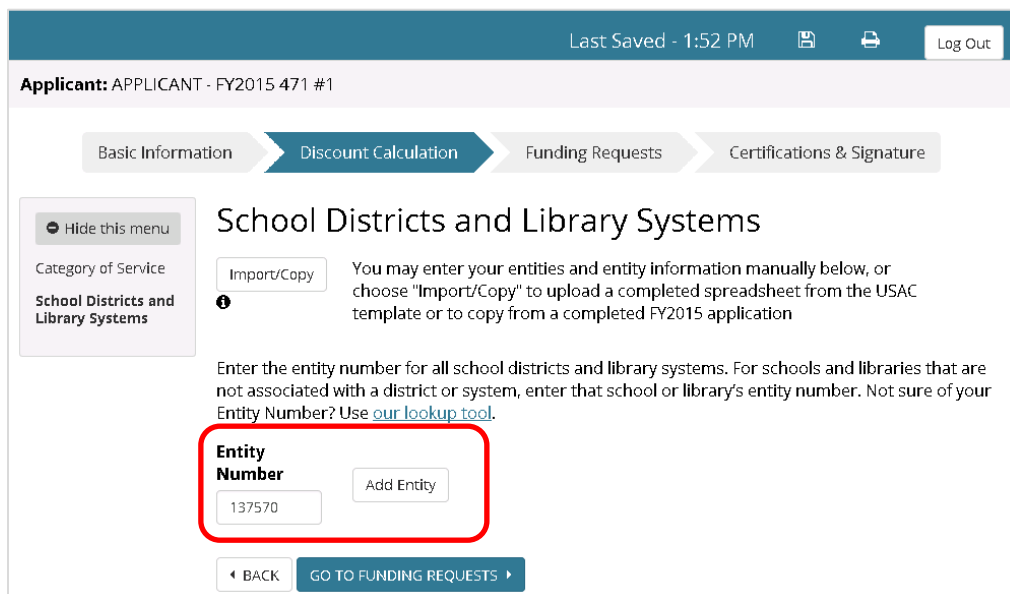


The screenshot shows the 'Discount Calculation' section of the FCC Form 471 - Funding Year 2015. The 'Category of Service' step is active, with a red box highlighting the 'Category 1' dropdown menu and the 'NEXT' button. The 'Category of Service' dropdown is set to 'Category 1'. Below the dropdown, there are two columns of service categories:

- Telecommunication
- Voice Services
- Internet Access
- Basic Maintenance of Internal Connections
- Internal Connections
- Managed Internal Broadband Services

The 'NEXT' button is highlighted with a red box, indicating the next step in the process.

If you indicated that you are filing as a school district or an individual school that is part of a school district, enter the school district entity number. If you indicated that you are filing as an independent school that is not part of a school district, enter the independent school’s entity number. Then click “Add Entity.”



The screenshot shows the 'Discount Calculation' section of the FCC Form 471 - Funding Year 2015. The 'School Districts and Library Systems' step is active, with a red box highlighting the 'Entity Number' input field and the 'Add Entity' button. The 'Entity Number' input field contains the value '137570'. The 'Add Entity' button is highlighted with a red box, indicating the next step in the process.

Entity Number: 137570

GO TO FUNDING REQUESTS

Note: The Import/Copy function is optional. If you are interested in this function, please refer to the document FCC Form 471 – Import/Copy Discount Calculation Information.

The school district name is displayed. If you have chosen the wrong entity, click the red “X” to the left of the name to delete the entity. If you are ready to continue, click the “Enter Data” button.

Note: The following screens are slightly different for Category One and Category Two. If you are filing for Category Two services, refer also to pages 9-10 below for the additional information you will be asked to provide.

Category One Specific Screens

From this screen, you enter all of the schools in the school district, including any non-instructional facilities. There are three parts to this screen, which you can see below:

- Entity Information and Budget Calculation
- Discount Calculation Worksheet
- Calculate Discount Rate

Discount Calculation Worksheet ⓘ

Entity Number ↑	Entity Name	Urban Or Rural	Number of Students Attending this School as their Home School	If using CEP percentage of Direct Certification students	# of Students in School Eligible for NSLP

Delete worksheet

Calculate Discount Rate

Urban Rural	Total Number of Students Enrolled in District	Total Number of Students in District Eligible for NSLP	Percentage of Students in District Eligible for NSLP	Category 1 Discount Rate
NA	0	0	%	20

← BACK NEXT →

To begin, click the plus sign (+) in the “Entity Number” column of the “Entity Information and Budget Calculation” section.

Applicant: APPLICANT - FY2015 471 #1

Basic Information → **Discount Calculation** → Funding Requests → Certifications & Signature

LAWRENCE UNIFIED SCHOOL DISTRICT #497 (BEN 137570)

Enter the information for your school below. If your school is part of a school district, remember that you must enter ALL of the schools and non-instructional facilities in your district, even if you are only requesting funding for some of them. We need this information to calculate your discount. Good news! Because you are entering all of your schools here, you will not need to enter them again on this application.

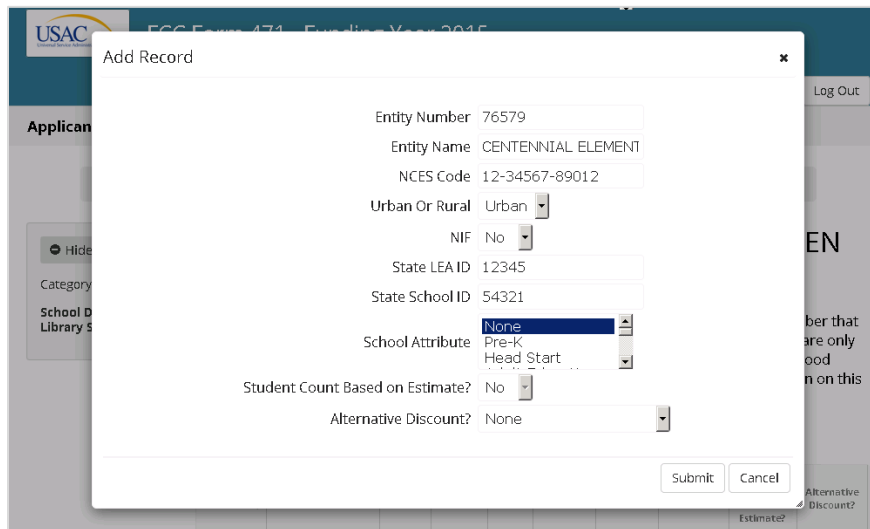
Entity Information and Budget Calculation

Entity Number ↑	Entity Name	NCES Code	Urban Or Rural	NIF	State LEA ID	State School ID	School Attribute	Student Count Based on Estimate?	Alternative Discount?
+									

Page 1 of 0 10

No records to view

This brings up the school input screen. From this screen you can enter specific information about each individual school. Use the chart below to assist you with your entries.



Entity Number	To add a school or non-instructional facility (NIF), enter the entity number and hit the “Tab” key. The entity name will populate in the entity name field. Note: If you are an independent school, not part of a school district, you will re-enter your entity number here.
Entity Name	The system will display the entity name that corresponds to the entity number you just entered.
NCES Code	If you have an NCES code, enter it here.
Urban or Rural	The system will populate “U” (urban), “R” (rural), or “?” (cannot determine the status) based on the address information in the USAC database. If you do not agree with the status, the system will allow you to update it. If the status is “?,” you must update the status to “U” or “R” to continue.
NIF (yes or no)	A non-instructional facility (NIF) is a school district building that has not been designated by the state as a school. Examples of NIFs include, but are not limited to, administrative buildings, school bus barns and garages, offices, and facilities associated with athletic activities that are separate from any school.
State LEA ID	If your state has assigned an LEA ID to this school, enter it here.
State School ID	If your state has assigned a School ID to this school, enter it here.
School Attribute	Choose all that apply (“None” is the default). Use “Ctrl + click” to select more than one attribute. <ul style="list-style-type: none"> • None • Pre-K • Head Start • Adult Education • Juvenile Justice • ESA • Dormitory • Charter

	<ul style="list-style-type: none"> • Tribal • New Construction
Student Count Based on Estimate	Select “Yes” if you are estimating your student count or “No” if you are not. In general, schools estimate their student count if a new school is being built and the student population is not yet known.
Alternative Discount?	Choose one. Note that if this school participates in the Community Eligibility Provision (CEP) of the National School Lunch Program (NSLP), you must choose CEP. <ul style="list-style-type: none"> • None (default) • Survey • Sibling Match • CEP (Community Eligibility Program) • Combination (not CEP)

When you are finished with the first entity, click “Submit” to add the entity to the form.

You can continue to add entities by clicking the plus (+) button under the “Entity Number” column. You can also edit an existing entry by clicking the pencil icon or delete the entity using the trashcan icon.

After you have added all the schools in the school district, move to the Discount Calculation Worksheet.

Discount Calculation Worksheet

To start entering student counts, go to the first entity and click in the field labeled “Number of Students Attending this School as their Home School.” The student count fields will appear.

Entity Number ↕	Entity Name	NCES Code	Urban Or Rural	NIF	State LEA ID	State School ID	School Attribute	Student Count Based on Estimate?	Alternative Discount?
76579	CENTENNIAL ELEMENTARY SCHOOL	12-34567	Urban	No	12345	1234	None	No	None
76570	EAST HEIGHTS ELEMENTARY SCHOOL	12-34567	Urban	No	43562	71723	None	No	None

Page 1 of 0 10 View 1 - 2 of 2

Discount Calculation Worksheet ⓘ

Entity Number ↕	Entity Name	Urban Or Rural	Number of Students Attending this School as their Home School	If using CEP percentage of Direct Certification students	# of Students in School Eligible for NSLP
76579	CENTENNIAL ELEMENTARY SCHOOL	Urban	<input style="border: 2px solid red;" type="text"/>		<input type="text"/>
76570	EAST HEIGHTS ELEMENTARY SCHOOL	Urban			

Enter the number of students attending this school as their home school. If a student attends more than one school during the course of his or her studies, only one school would be considered to be that student’s home school.

- If this school does not participate in the Community Eligible Provision (CEP) of the National School Lunch Program (NSLP), enter the number of students in the school that are eligible for NSLP.
- If this school does participate in CEP, enter the approved percentage of direct certified students. The system will apply the correct multiplier and calculate the number of students to be counted as eligible for NSLP (not to exceed 100% of the students in the school).
- If you do not have the option of entering your number in the correct field, you must first edit your choice in the “Alternative Discount?” field above. Click the pencil icon in the “Entity Information and Budget Calculation” section and choose the correct entry in the “Alternative Discount?” field for that school.

After all of the student counts have been entered, the discount rate for the district is calculated at the bottom of the page.

When you have reviewed your information for accuracy, click Next.

Entity Number	Entity Name	Urban Or Rural	Number of Students Attending this School as their Home School	If using CEP percentage of Direct Certification students	# of Students in School Eligible for NSLP
76579	CENTENNIAL ELEMENTARY SCHOOL	Urban	500		200
76570	EAST HEIGHTS ELEMENTARY SCHOOL	Urban	<input type="text" value="600"/>		<input type="text" value="590"/>

Calculate Discount Rate

Urban Rural	Total Number of Students Enrolled in District	Total Number of Students in District Eligible for NSLP	Percentage of Students in District Eligible for NSLP	Category 1 Discount Rate
Urban	1100	790	72%	20

(End of Category One specific screens)

Category Two Specific Screens

If you chose Category Two, you will see a slightly different screen. From this screen, you enter all of the schools in the school district, including any non-instructional facilities (NIFs).

You will also enter most of the information required in the examples for Category One above. However, for Category Two, you also provide the number of both full- and part-time students. This is for the purpose of calculating your Category Two budget (and may exceed the number of students attending a school as their home school).

Applicant: APPLICANT - SD category 2 test

Basic Information Discount Calculation Funding Requests Certifications & Signature

APPLICANT (BEN 145909)

Enter the information for your school below. If your school is part of a school district, remember that you must enter ALL of the schools and non-instructional facilities in your district, even if you are only requesting funding for some of them. We need this information to calculate your discount. Good news! Because you are entering all of your schools here, you will not need to enter them again on this application.

Entity Information and Budget Calculation

Entity Number	Entity Name	NCES Code	Urban Or Rural	NIF	State LEA ID	State School ID	# of Student Full or Part-Time	School Attribute	Student Count Based on Estimate	Alternat Discount	Pre-Discol Entity Category 2 Budget	Post-Disc Entity Category 2 Budget
No records to view												

Add Record

Entity Number: 76579

Entity Name: ELEMENTARY SCHOOL

NCES Code: 52-08400-12435

Urban Or Rural: Urban

NIF: No

State LEA ID:

State School ID:

of Students Full or Part-Time: 700

School Attribute: None

Student Count Based on Estimate?: No

Alternative Discount?: None

Submit Cancel

As you enter the student counts, attributes, and other information, you can see the Category Two budget for each school appear in the two far-righthand columns (pre- and post-discount budget numbers). Remember that Category Two budgets are pre-discount; the post-discount number is the pre-discount number multiplied by your E-rate discount and for your reference only.

Basic Information **Discount Calculation** Funding Requests Certifications & Signature

Hide this menu

Category of Service
School Districts and Library Systems

APPLICANT (BEN 145909)

Enter the information for your school below. If your school is part of a school district, remember that you must enter ALL of the schools and non-instructional facilities in your district, even if you are only requesting funding for some of them. We need this information to calculate your discount. Good news! Because you are entering all of your schools here, you will not need to enter them again on this application.

Entity Information and Budget Calculation

Entity Number	Entity Name	NCES Code	Urban Or Rural	NIF	State LEA ID	State School ID	# of Student Full or Part-Ti	School Attribut	Student Count Based on Estimat	Alternat Discount	Pre-Discou Entity Category 2 Budget	Post-Discou Entity Category 2 Budget
76579	CENTENNIAL ELEMENTARY SCHOOL	52--084	Urban	No			700	None	No	CEP	105000	21000
76570	EAST HEIGHTS ELEMENTARY SCHOOL	50--084	Urban	No			1000	None	No	None	150000	30000

Page 1 of 1 | 10 | View 1 - 2 of 2

You will also see the Category Two Discount Rate at the bottom of the screen:

Discount Calculation Worksheet ⓘ

Entity Number	Entity Name	Urban Or Rural	Number of Students Attending this School as their Home School	If using CEP percentage of Direct Certification students	# of Students in School Eligible for NSLP
76579	CENTENNIAL ELEMENTARY SCHOOL	Urban	<input type="text" value="500"/>	<input type="text" value="70"/>	500
76570	EAST HEIGHTS ELEMENTARY SCHOOL	Urban	1000		900

Delete worksheet

Calculate Discount Rate

Urban Rural	Total Number of Students Enrolled in District	Total Number of Students in District Eligible for NSLP	Percentage of Students in District Eligible for NSLP	Category 2 Discount Rate
Urban	1500	1400	93%	20

BACK NEXT

(End of Category Two specific screens)

Connectivity Questions

A school district or independent school not part of a district now provides information about connectivity, specifically:

- The speed of the Internet connectivity (first screen below),
- The number of schools with wireless area network (WAN) connections that are scalable to 10 Gbps (in other words, the circuit has the capacity to reach a speed of 10 Gbps), and the sufficiency of local area network and wireless local area network (LAN/WLAN) capacity and coverage (second screen below),
- If the LAN/WLAN capacity and coverage are anything but completely sufficient, the reason(s) for the insufficiency (third screen below).

USAC FCC Form 471 - Funding Year 2015

Last Saved - 1:52 PM Log Out

Applicant: APPLICANT - FY2015 471 #1

Basic Information Discount Calculation Funding Requests Certifications & Signature

Hide this menu
Category of Service
School Districts and Library Systems

LAWRENCE UNIFIED SCHOOL DISTRICT #497 (BEN 137570)

Next, tell us about the current connectivity in your school district.

Survey Questions

Does the school district (or school, if not part of a district) have Internet access of

- less than 100 Mbps per 1,000 users (students and staff)
- at least 100 Mbps per 1,000 users but less than 1Gbps per 1,000 users
- at least 1 Gbps per 1,000 users

How many of the schools in the school district have Wide Area Networking connections that are scalable to 10 Gbps?

How many schools in your school district have LAN/WLAN capacity and coverage?

- Completely sufficient to support the educational or library activities conducted there
- Mostly sufficient to support the educational or library activities conducted there
- Sometimes sufficient to support the educational or library activities conducted there
- Rarely sufficient to support the educational or library activities conducted there
- Not sufficient to support the educational or library activities conducted there

← BACK NEXT →

For those schools and libraries that do not have sufficient LAN/WLAN capacity and coverage to support the educational objectives or library activities conducted at that location, is the reason (check all that apply):

- Equipment too costly
- Installation too costly
- Broadband connection speed to building is too slow
- Inadequate local area network (LAN) services/internal networks and wiring
- Outdated equipment
- Lack of training and technical support
- Inconsistent service/frequent outages and down time
- Physical structure or layout of building(s)
- Other: If so, please provide it here

◀ BACK NEXT ▶

The next section of the form is the “Funding Requests” section, where you will enter information on the services and costs for which you are requesting discounts.